

MMC RYOTEC Corporation

A Group Company of  MITSUBISHI MATERIALS

Jun-2024 Update RT01-E-2

TOP HAMMER TOOLS

ADVANCED MANUFACTURING METHODS FOR CONSISTENTLY HIGHER QUALITY



DIA  EDGE



For People, Society and the Earth


Based on the corporate philosophy of the Mitsubishi Materials Corporation Group
“For People, Society and the Earth”, MMC RYOTEC CORPORATION develops,
manufactures and markets high-quality wear resistant tools,
rock tools and carbide materials for various infrastructure industries.



WEAR RESISTANT TOOLS



ROCK TOOLS



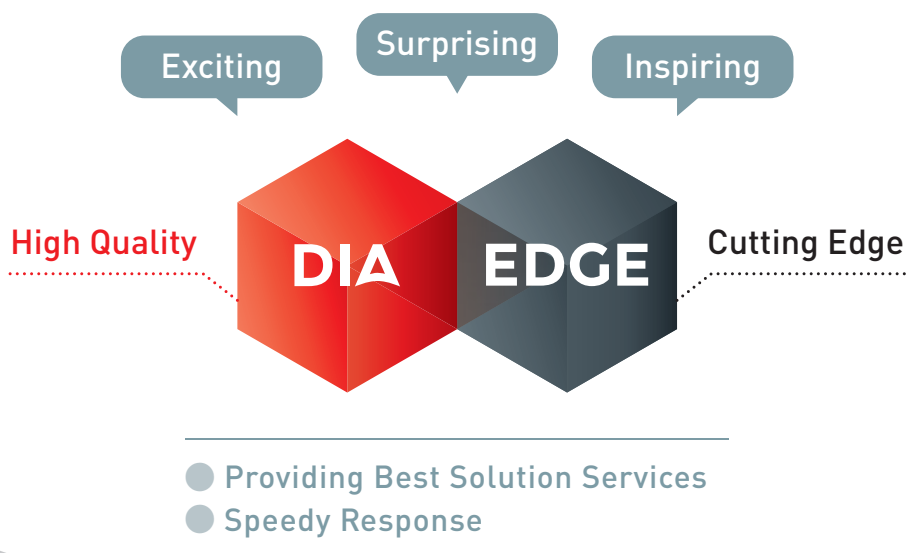
CARBIDE MATERIALS



DIA EDGE

Together with our customers, creating a better future

Announcing DIAEDGE, our new brand of tools that brings together our cutting-edge technologies, exciting all who use them. Our aim is not only to offer value with our tools, but to think together with our customers, share inspiration with them, and continue to take on new challenges.



Efforts for Environmental Conservation







Initiatives for MMC RYOTEC SDGs

Considering how to preserve the global environment is one of the major themes for all companies. We started to work on this problem from the early stages of our business because one of our main business is to manufacture construction tools that dig the earth.

We contribute to the global environment thru development and manufacturing.

SUSTAINABLE DEVELOPMENT GOALS



Image to aim for	Our activities
Building a safe and clean society	 <ul style="list-style-type: none"> ·Contributing to water-well drilling.
	 <ul style="list-style-type: none"> ·Contributing to the construction of solar panels and geothermal power generation facilities.
Building a prosperous society	 <ul style="list-style-type: none"> ·Contributing to the development of industrial infrastructure.
	 <ul style="list-style-type: none"> ·Contributing to housing foundations and disaster prevention.
Building a recycling-oriented society	 <ul style="list-style-type: none"> ·Contributing to a recycling-oriented society by recycling various raw materials such as cemented carbide.
Building a low-carbon society	 <ul style="list-style-type: none"> ·Contributing to customer's operation time saving by providing efficient excavation tools.

INDEX

8 PRODUCT GUIDE

- 8...Product Identification Code
- 12...1.Carbide Selection Guide
- 13...2.Body Design Selection Guide
- 14...3.Bit Design Selection Guide

17 TAPERED BIT

21 DRIFTING & TUNNELLING EQUIPMENT

- 22...R25 SERIES
- 24...R28 SERIES
- 28...R32 SERIES
- 34...NR34 SERIES
- 36...R35 SERIES

41 BENCH & LONG HOLE DRILLING EQUIPMENT


- 42...T38 SERIES
- 46...T45 SERIES
- 50...T51 SERIES
- 54...GT60 SERIES
- 56...ST58 SERIES
- 58...ST68 SERIES

61 SHANK ADAPTER

78 PART NUMBER INDEX


TX series

TX series are optimized for high power drifters



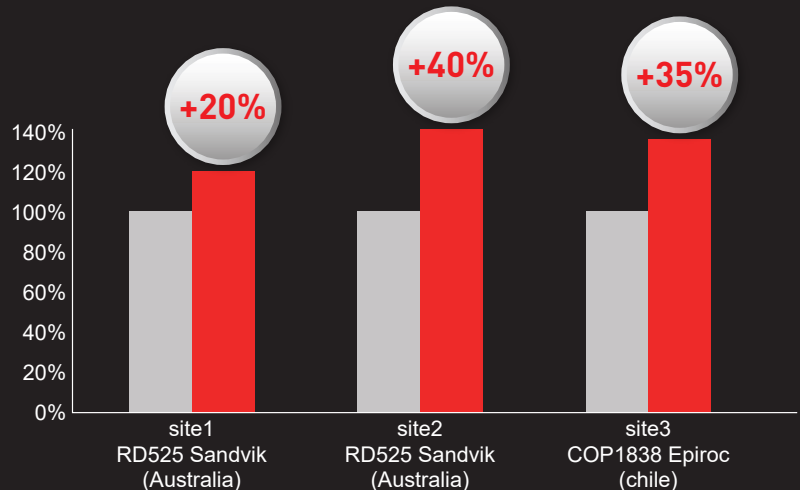
Drilling **T**o the next s


TX Shank adapter



Longer se

TX shank adapter and T
stable drilling performan
manufacturing method.

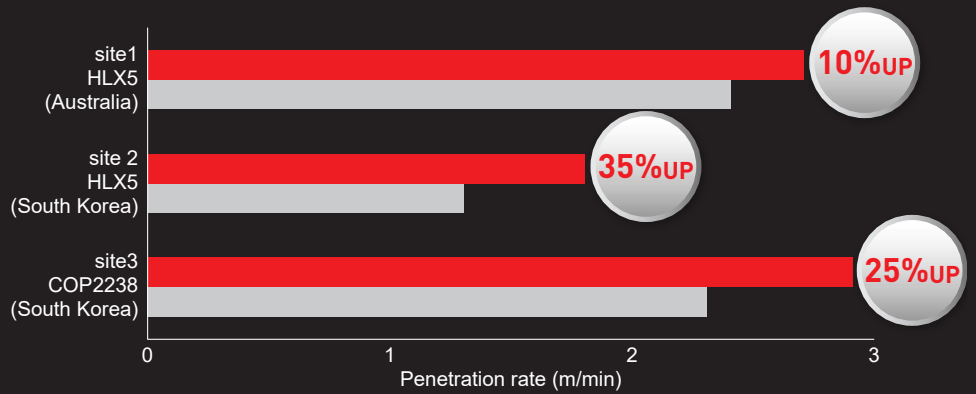




TX button bit

Higher Penetration rate

To shorten a drilling time will improve your productivity and reduce drilling costs.



Stage X


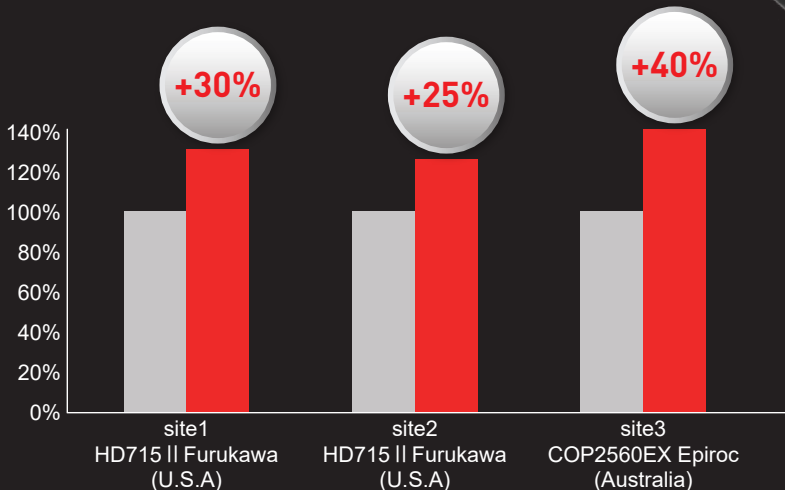
To be continued...



Service life

TX speed rod provide a service life with our innovative


TX speed rod



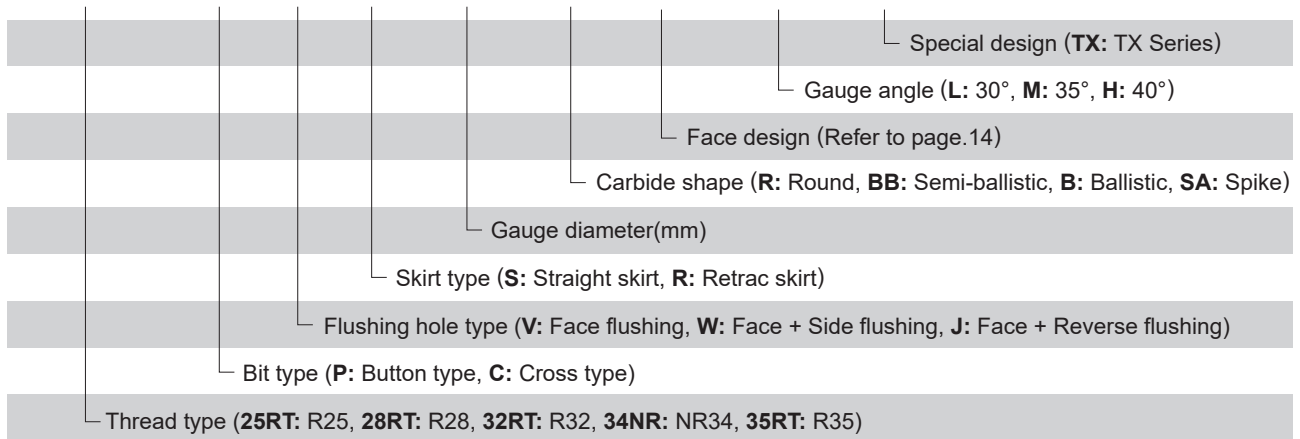
Product Identification Code

THREADED BIT

Drifting & Tunnelling equipment




32RT P V S 45 BB 23 M TX

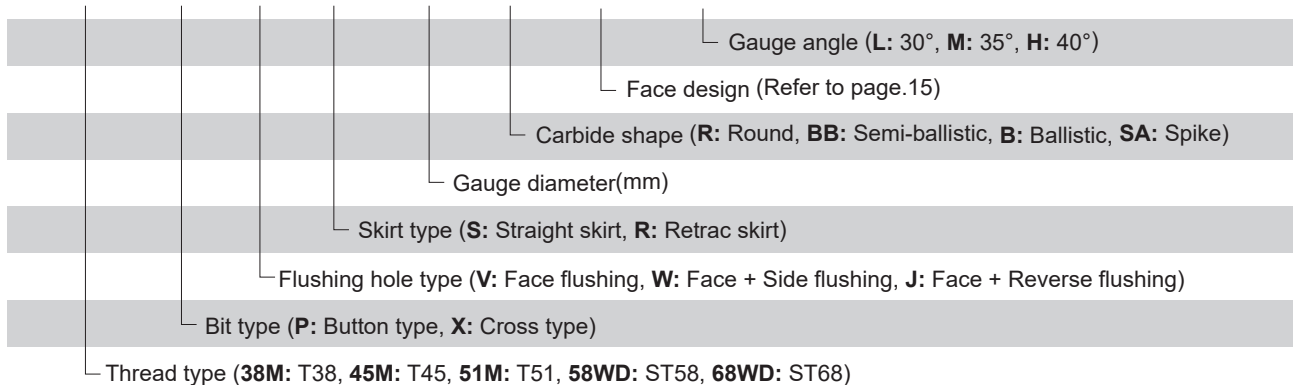


THREADED BIT

Bench & Long hole drilling equipment



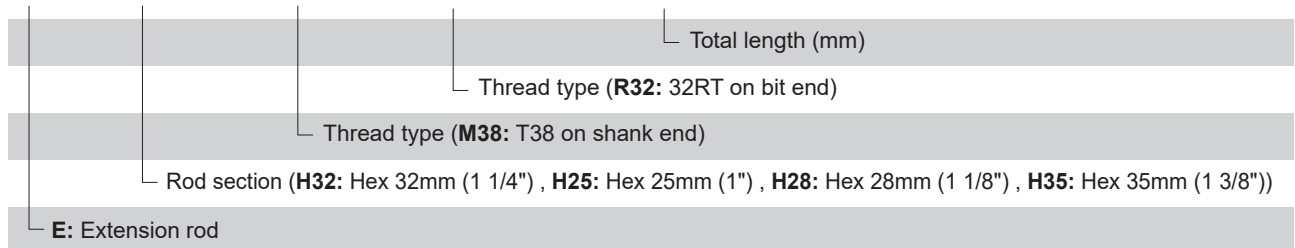
38M P V S 64 R 15 M



DRIFTING ROD



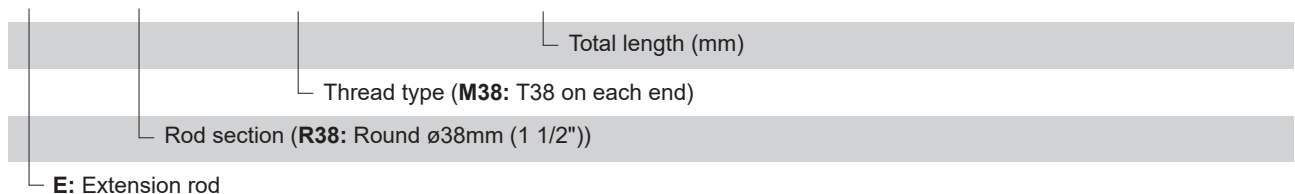
E H35 M38 R32 - 4310



EXTENSION ROD



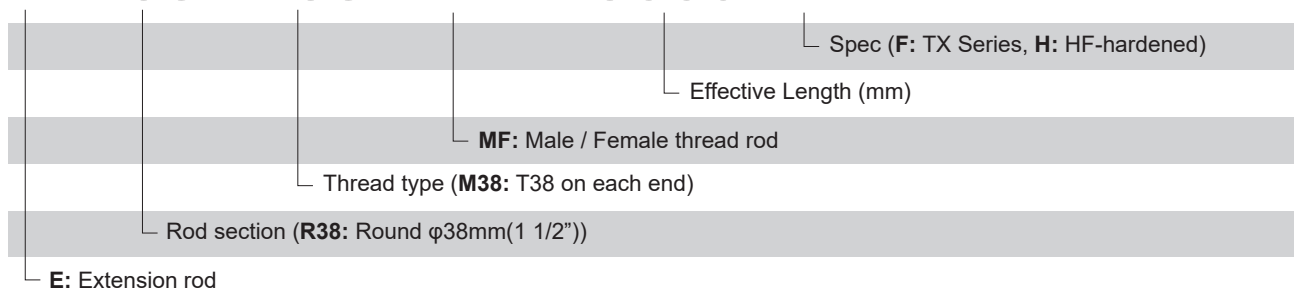
E R38 M38 - 3050



MALE / FEMALE ROD



E R38 M38 MF - 3660 H

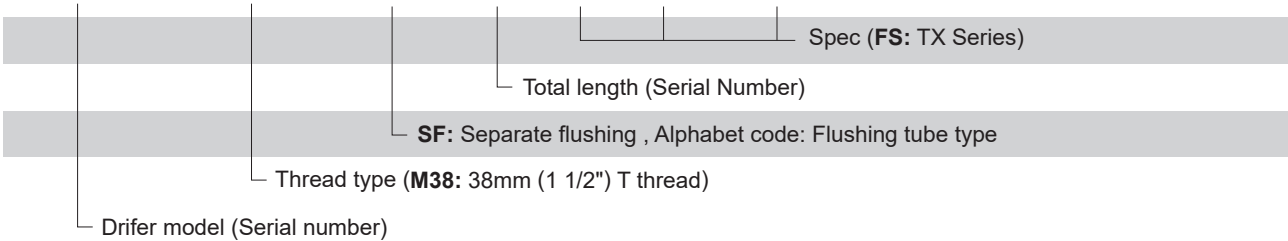


Product Identification Code


SHANK ADAPTER




S268 M38 SF A G H -FS




COUPLING SLEEVE



C M45



TAPERED BIT

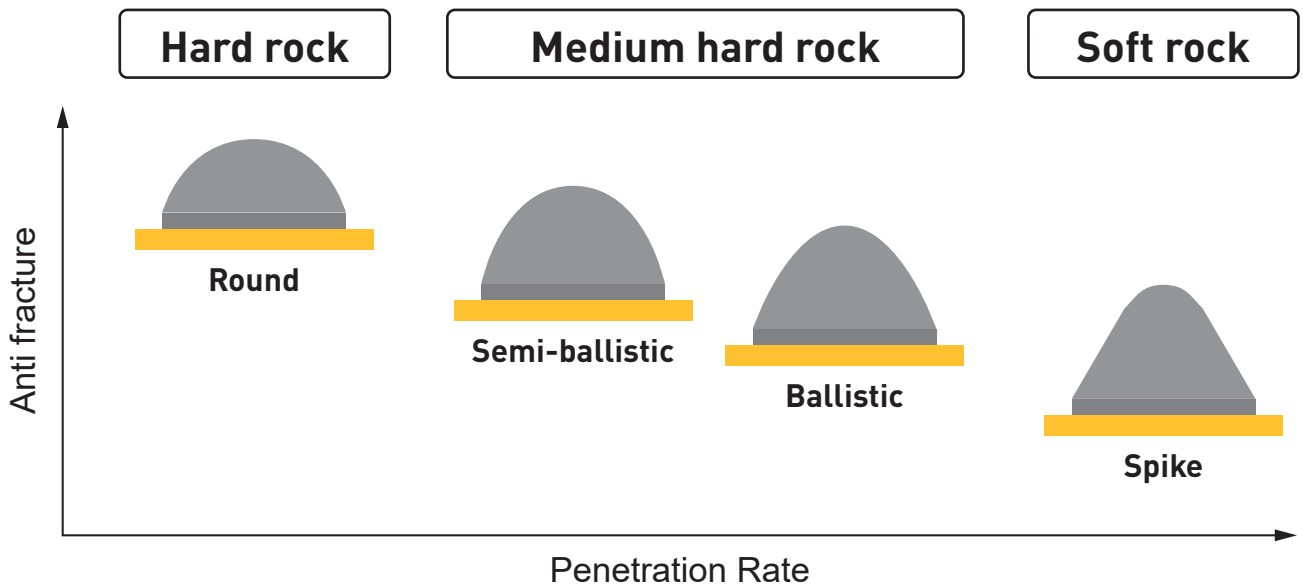


T 22 P 32 C BB 06

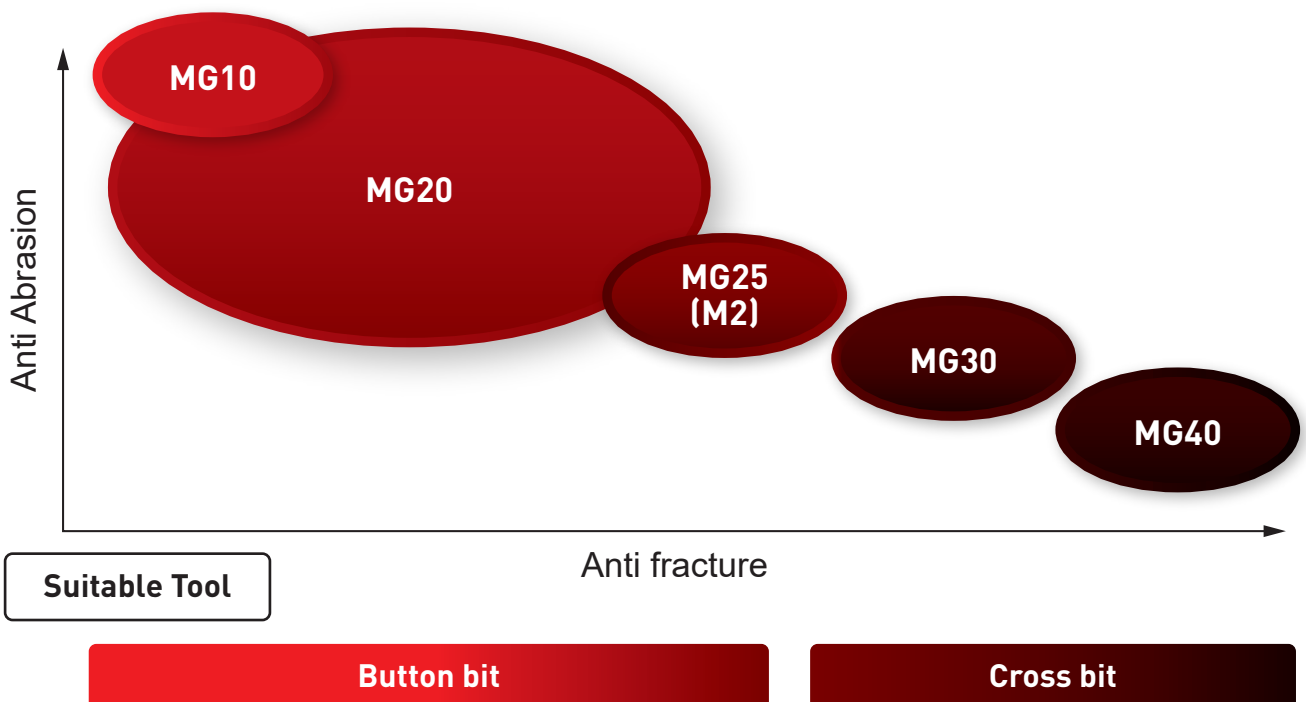
- T: Tapered bit
- 22 : Inner diameter of bit skirt 22mm (7/8")
- Bit type (**P**: Button type, **C**: Cross type, **I**: Chisel type)
- Gauge diameter(mm)
- **C** : Taper angle (Refer to page.17)
- Carbide shape (**R**: Round, **BB**: Semi-ballistic, **SA**: Spike)
- Face design (**06**: 7 buttons, **03**: 9 buttons)

1. Carbide Selection Guide

Carbide shape


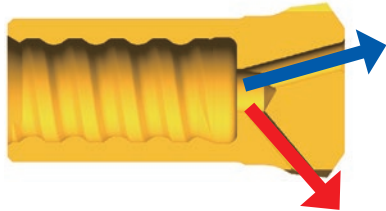
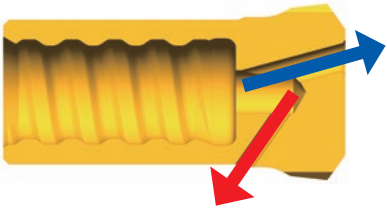


Carbide grade







2. Body Design Selection Guide

Flushing hole style

V: Face flushing	W: Face + Side flushing	J: Face + Reverse flushing
		
<p>Design for efficient flushing. (Standard flushing hole design)</p>	<p>Design for dispersed flushing</p>	<p>Design for efficient flushing at the rear of the tool.</p>

Skirt style






S: Straight skirt	G: Guide skirt
	
<p>Design for efficient flushing. (Standard bit skirt design)</p>	<p>Designed to achieve less hole deviation to lower your blasting cost and improve the life of the other drill string components.</p>

R: Retrac skirt	
	

- Designed to improve getting the bit back of the hole in broken ground conditions.
- Our retrac bit design gives a straighter hole, especially in difficult drilling conditions.

3. Bit Design Selection Guide

For Drifting & Tunneling

Type		TX	03	23	06	08	Cross
Face shape		TX face	Flat face	Groove	Flat face	Flat face	Cross
Face design							
Rock hardness	Hard	Good	Excellent		Excellent		
	Medium-hard	Excellent	Good	Excellent	Good	Good	Good
	Soft	Excellent		Good		Excellent	Good

High Speed Drilling



03



06



08



23



TX

Excellent

Anti Abrasion



08




23



03



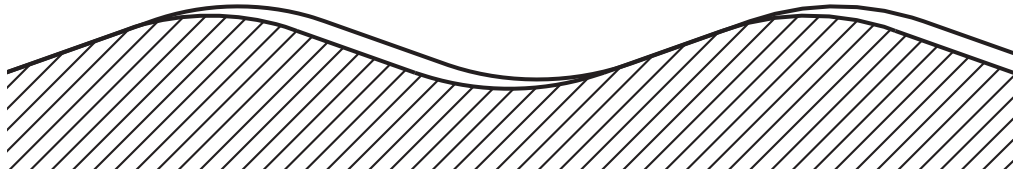
TX








06

Excellent


Thread compatibility

Thread type	R thread (R25, R28, R32, R35, R38)
Our thread	R thread (R25, R28, R32, NR34, R35, R38)
Thread form	

For Bench & Long hole drilling

Type		15	23&25	53&55&41	83&85	Cross
Face shape		Flat Face	Groove	Drop Center	Convex	Cross
Face design						
Rock hardness	Hard	Excellent	Good			
	Medium-hard	Good	Excellent	Good		Good
	Soft			Excellent	Excellent	Good

High Speed Drilling




Excellent

Anti Abrasion




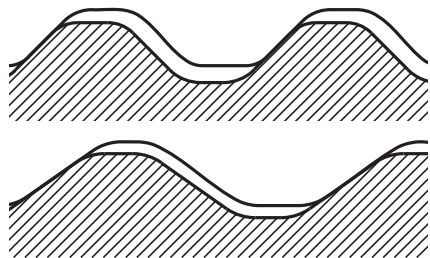
Excellent

Straightness



Excellent

Thread compatibility

Thread type	T thread (T38, T45, T51, GT60)	ST thread (ST58, ST68)
Our thread	M38, M45, M51, GM60	WD58, WD68
Thread form		



MEMO



TAPERED BIT

TAPERED BIT

HEX 22 SERIES



Type06

Type08

Hex	Taper angle	Rod point dia.(d)	Type	Taper Style
22	4°46'	19.1	T22E	Long
22	7°	16	T22F	Long
22	11°	17.7	T22G	Short
22	11°	15.5	T22D	Long
22	12°	15.5	T22C	Long

Hex 22 4° 46' Tapered bit for long skirt



Part Number	Gauge Diameter		Length		Gauge Angle[°]	Gauge Button No×Dia	Face Button No×Dia	Blow hole		Weight
	(mm)	(in)	(mm)	(in)				Side	Face	
T22P33EBB065Z	33	1 5/16"	70	2 3/4"	35	5 × φ7	2 × φ7	1	1	0.3
T22P35EBB065	35	1 3/8"	75	2 61/64"	35	5 × φ8	2 × φ8	1	2	0.3
T22P40EBB065	40	1 9/16"	75	2 61/64"	35	5 × φ8	2 × φ8	1	1	0.4
T22P43EBB065	43	1 11/16"	75	2 61/64"	35	5 × φ9	2 × φ9	1	2	0.5

Hex 22 7° Tapered bit for long skirt



Part Number	Gauge Diameter		Length		Gauge Angle[°]	Gauge Button No×Dia	Face Button No×Dia	Blow hole		Weight
	(mm)	(in)	(mm)	(in)				Side	Face	
T22P30FBB065Z	30	1 3/16"	75	2 61/64"	35	5 × φ7	2 × φ6	1	2	0.2
T22P31FBB065Z	31	1 7/32"	75	2 61/64"	35	5 × φ7	2 × φ7	1	2	0.3
T22P32FBB065Z	32	1 1/4"	75	2 61/64"	35	5 × φ7	2 × φ7	1	2	0.3
T22P33FBB065Z	33	1 5/16"	75	2 61/64"	35	5 × φ7	2 × φ7	1	2	0.3
T22P34FBB065Z	34	1 11/32"	75	2 61/64"	35	5 × φ7	2 × φ7	1	2	0.3
T22P36FBB065Z	36	1 13/32"	75	2 61/64"	40	5 × φ8	2 × φ7	1	1	0.3
T22P38FBB065Z	38	1 1/2"	75	2 61/64"	40	5 × φ8	2 × φ8	1	1	0.4
T22P40FBB065Z	40	1 9/16"	75	2 61/64"	40	5 × φ9	2 × φ8	1	1	0.4

Hex 22 11° Tapered bit for short skirt



Part Number	Gauge Diameter		Length		Gauge Angle[°]	Gauge Button No×Dia	Face Button No×Dia	Blow hole		Weight
	(mm)	(in)	(mm)	(in)				Side	Face	
T22P32GBB065Z	32	1 1/4"	55	2 11/64"	35	5 × φ7	2 × φ7	1	2	0.3
T22P33GBB065Z	33	1 5/16"	50	1 31/32"	40	5 × φ7	2 × φ7	1	1	0.3
T22P35GBB065Z2	35	1 3/8"	55	2 11/64"	40	5 × φ7	2 × φ7	1	1	0.3
T22P36GBB065Z2	36	1 13/32"	50	1 31/32"	40	5 × φ8	2 × φ7	1	1	0.3
T22P38GBB065Z2	38	1 1/2"	50	1 31/32"	40	5 × φ9	2 × φ7	1	1	0.3
T22P40GBB065Z1	40	1 9/16"	50	1 31/32"	40	5 × φ9	2 × φ8	1	1	0.4
T22P41GBB065Z3	41	1 5/8"	50	1 31/32"	40	5 × φ9	2 × φ8	1	1	0.4
T22P42GBB065Z	42	1 21/32"	50	1 31/32"	40	5 × φ9	2 × φ9	1	2	0.6

Hex 22 11° Tapered bit for long skirt



Part Number	Gauge Diameter		Length		Gauge Angle[°]	Gauge Button No×Dia	Face Button No×Dia	Blow hole		Weight
	(mm)	(in)	(mm)	(in)				Side	Face	
T22P32DBB065	32	1 1/4"	65	2 9/16"	35	5 × φ7	2 × φ7	1	1	0.3
T22P33DBB065Z	33	1 5/16"	65	2 9/16"	40	5 × φ7	2 × φ7	1	1	0.3
T22P34DBB065Z	34	1 11/32"	65	2 9/16"	40	5 × φ7	2 × φ7	1	1	0.3
T22P35DBB065Z1	35	1 3/8"	65	2 9/16"	40	5 × φ7	2 × φ7	1	1	0.3
T22P36DBB065Z1	36	1 13/32"	65	2 9/16"	40	5 × φ8	2 × φ7	1	1	0.3
T22P38DBB065Z1	38	1 1/2"	65	2 9/16"	40	5 × φ8	2 × φ8	1	1	0.3
T22P40DBB065Z	40	1 9/16"	70	2 3/4"	40	5 × φ9	2 × φ8	1	1	0.4
T22P41DBB065Z	41	1 5/8"	65	2 9/16"	40	5 × φ9	2 × φ8	1	1	0.4


Hex 22 12° Tapered bit for long skirt



Part Number	Gauge Diameter		Length		Gauge Angle[°]	Gauge Button No×Dia	Face Button No×Dia	Blow hole		Weight
	(mm)	(in)	(mm)	(in)				Side	Face	
T22P32CBB065Z	32	1 1/4"	65	2 9/16"	35	5 × φ7	2 × φ7	1	1	0.2
T22P33CBB065	33	1 5/16"	70	2 3/4"	35	5 × φ7	2 × φ7	1	1	0.3
T22P35CBB065Z	35	1 3/8"	65	2 9/16"	35	5 × φ9	2 × φ7	1	1	0.4
T22P38CBB065	38	1 1/2"	70	2 3/4"	35	5 × φ8	2 × φ8	1	1	0.4
T22P41CBB065Z	41	1 5/8"	65	2 9/16"	40	5 × φ9	2 × φ8	1	1	0.4
T22P32CBB084	32	1 1/4"	70.5	2 25/32"	40	6 × φ7	2 × φ7	2	1	0.3
T22P33CBB084	33	1 5/16"	70.5	2 25/32"	40	6 × φ7	2 × φ7	2	1	0.3
T22P35CBB08Z	35	1 3/8"	70	2 3/4"	40	6 × φ8	2 × φ7	2	2	0.4

TAPERED BIT

HEX 25 SERIES



Type06

Hex	Taper angle	Rod point dia.(d)	Type	Taper Style
25	7°	20	T25B	Long
25	7°	21.2	T25F	Short

Hex 25 7° Tapered bit for long skirt



Part Number	Gauge Diameter		Length		Gauge Angle(°)	Gauge Button No×Dia	Face Button No×Dia	Blow hole		Weight
	(mm)	(in)	(mm)	(in)				Side	Face	
T25P38BBB065Z	38	1 1/2"	75	2 61/64"	40	5 × φ8	2 × φ8	1	2	0.4
T25P40BBB065Z	40	1 9/16"	75	2 61/64"	40	5 × φ8	2 × φ8	1	2	0.5
T25P41BBB065Z	41	1 5/8"	75	2 61/64"	40	5 × φ9	2 × φ8	1	2	0.5
T25P43BBB06Z	43	1 11/16"	75	2 61/64"	40	5 × φ9	2 × φ9	1	2	0.5


Hex 25 7° Tapered bit for short skirt



Part Number	Gauge Diameter		Length		Gauge Angle(°)	Gauge Button No×Dia	Face Button No×Dia	Blow hole		Weight
	(mm)	(in)	(mm)	(in)				Side	Face	
T25P41FBB065Z	41	1 5/8"	60	2 23/64"	40	5 × φ9	2 × φ8	1	2	0.4
T25P43FBB065Z	43	1 11/16"	60	2 23/64"	40	5 × φ10	3 × φ9	1	2	0.4


A person is shown in silhouette, wearing a VR headset, in a room with red ambient lighting. The person is looking towards the right side of the frame. The background is a solid red color.

DRIFTING & TUNNELLING EQUIPMENT



DRIFTING&TUNNELING DRILLING EQUIPMENT

R25 SERIES (1") (Recommended Gauge diameter $\phi 33\text{-}\phi 45$)



Various type of products are being released. Please feel free to contact us.



Button Bit Type 23



Part Number		Gauge Diameter		Gauge Angle [°]	Gauge Button	Face Button	Blow Hole		Weight(kg)
Round	Semi Ballistic	(mm)	(in)		No x Dia(mm)	No x Dia(mm)	Side	Face	
25RTPWS37R23L	25RTPWS37BB23L	37	1 15/32"	30°	6x $\phi 8$	3x $\phi 7$	1	3	0.5
25RTPWS38R23L	25RTPWS38BB23L	38	1 1/2"	30°	6x $\phi 8$	3x $\phi 7$	1	3	0.5
25RTPWS41R23L	25RTPWS41BB23L	41	1 5/8"	30°	6x $\phi 8$	3x $\phi 8$	1	3	0.6
25RTPWS43R23L	25RTPWS43BB23L	43	1 11/16"	30°	6x $\phi 9$	3x $\phi 8$	1	3	0.6
25RTPWS45R23L	25RTPWS45BB23L	45	1 3/4"	30°	6x $\phi 9$	3x $\phi 8$	1	3	0.7



Button Bit with Type 06



Part Number		Gauge Diameter		Gauge Angle [°]	Gauge Button	Face Button	Blow Hole		Weight(kg)
Round	Semi Ballistic	(mm)	(in)		No x Dia(mm)	No x Dia(mm)	Side	Face	
25RTPWS33R06L	25RTPWS33BB06L	33	1 5/16"	30°	5x $\phi 8$	2x $\phi 7$	1	1	0.4
25RTPWS35R06M	25RTPWS35BB06M	35	1 3/8"	35°	5x $\phi 8$	2x $\phi 8$	1	1	0.4
25RTPWS37R06L	25RTPWS37BB06L	37	1 15/32"	30°	5x $\phi 9$	2x $\phi 7$	1	1	0.5
25RTPWS38R06L	25RTPWS38BB06L	38	1 1/2"	30°	5x $\phi 9$	2x $\phi 8$	1	1	0.5
25RTPWS41R06L	25RTPWS41BB06L	41	1 5/8"	30°	5x $\phi 10$	2x $\phi 8$	2	1	0.6
25RTPWS43R06L	25RTPWS43BB06L	43	1 11/16"	30°	5x $\phi 10$	2x $\phi 8$	2	1	0.6
25RTPWS45R06L	25RTPWS45BB06L	45	1 3/4"	30°	5x $\phi 11$	2x $\phi 9$	1	2	0.7



Cross Bit



Part Number	Gauge Diameter		Carbide size W×H(mm)	Blow hole		Weight(kg)
	(mm)	(in)		Side	Face	
25RTC35V	35	1 3/8"	10×19	2	1	0.4
25RTC38V	38	1 1/2"	10×19	2	1	0.5
25RTC41V	41	1 5/8"	10×19	2	1	0.6
25RTC45V	45	1 3/4"	10×19	2	1	0.7



Reaming Bit 6° Taper



Part Number	Gauge Diameter		Gauge Angle (°)	Gauge Button No × Dia(mm)	Face Button No × Dia(mm)	Blow Hole		Weight(kg)
	(mm)	(in)				Side	Face	
WTHP64R11	64	2 1/2"	30°	6×φ9	3×φ8	–	–	1.0
WTHP76R11	76	3"	30°	6×φ10	6×φ9	–	–	1.3
WTHP89R15	89	3 1/2"	30°	8×φ11	8×φ10	–	–	1.7



Pilot Adapter 6° Taper


Part Number	Gauge Diameter		Carbide size W×H(mm)	Blow hole		Weight(kg)
	(mm)	(in)		Side	Front	
WR25THI26B	26	1"	8×12	1	1	1.1

HEX Rod



Part Number	Thread		Hex		Length		Weight(kg)
			(mm)	(in)	(mm)	(ft/in)	
EH25R32R25-2175	R25	R32	25	1"	2175	7' 1 5/8"	8.4
EH25R32R25-2475			25	1"	2475	8' 2"	10.2
EH25R32R25-2600			25	1"	2600	8' 6"	10.7
EH25R32R25-2800			25	1"	2800	9' 2"	11.2
EH25R32R25-3100			25	1"	3100	10' 2"	12.7



Coupling Sleeve



Part Number	Thread		Outside Diameter		Length		Weight(kg)
			(mm)	(in)	(mm)	(ft/in)	
CR25D	R25	R25	35	1 3/8"	160	6 1/4"	0.7
CR32D	R32	R32	45	1 3/4"	150	6"	1.0

DRIFTING&TUNNELING DRILLING EQUIPMENT

R28 SERIES (1 1/8") (Recommended Gauge diameter $\phi 37-\phi 45$)



Various type of products are being released. Please feel free to contact us.



Button Bit Type 23



Part Number		Gauge Diameter		Gauge Angle (°)	Gauge Button No × Dia(mm)	Face Button No × Dia(mm)	Blow Hole		Weight(kg)
Round	Semi Ballistic	(mm)	(in)				Side	Face	
28RTPWS37R23L	28RTPWS37BB23L	37	1 15/32"	30°	6× $\phi 8$	3× $\phi 7$	1	3	0.5
28RTPWS38R23L	28RTPWS38BB23L	38	1 1/2"	30°	6× $\phi 8$	3× $\phi 7$	1	3	0.5
28RTPWS41R23L	28RTPWS41BB23L	41	1 5/8"	30°	6× $\phi 8$	3× $\phi 8$	1	3	0.6
28RTPWS43R23L	28RTPWS43BB23L	43	1 11/16"	30°	6× $\phi 9$	3× $\phi 8$	1	3	0.7
28RTPWS45R23L	28RTPWS45BB23L	45	1 3/4"	30°	6× $\phi 9$	3× $\phi 8$	1	3	0.7



Button Bit Type 06



Part Number		Gauge Diameter		Gauge Angle (°)	Gauge Button	Face Button	Blow Hole		Weight(kg)
Round	Semi Ballistic	(mm)	(in)		No × Dia(mm)	No × Dia(mm)	Side	Face	
28RTPWS37R06L	28RTPWS37BB06L	37	1 15/32"	30°	5×φ9	2×φ7	1	1	0.5
28RTPWS38R06L	28RTPWS38BB06L	38	1 1/2"	30°	5×φ9	2×φ8	1	1	0.5
28RTPWS41R06L	28RTPWS41BB06L	41	1 5/8"	30°	5×φ10	2×φ8	2	1	0.7
28RTPWS43R06L	28RTPWS43BB06L	43	1 11/16"	30°	5×φ10	2×φ8	2	1	0.7
28RTPWS45R06L	28RTPWS45BB06L	45	1 3/4"	30°	5×φ11	2×φ9	2	1	0.7



Button Bit Type 08



Part Number		Gauge Diameter		Gauge Angle (°)	Gauge Button	Face Button	Blow Hole		Weight(kg)
Round	Semi Ballistic	(mm)	(in)		No × Dia(mm)	No × Dia(mm)	Side	Face	
28RTPVS41R08M	28RTPVS41BB08M	41	1 5/8"	35°	6×φ8	2×φ8	–	2	
28RTPVS43R08M	28RTPVS43BB08M	43	1 11/16"	35°	6×φ9	2×φ8	–	2	
28RTPVS45R08M	28RTPVS45BB08M	45	1 3/4"	35°	6×φ9	2×φ9	–	2	
28RTPVS48R08M	28RTPVS48BB08M	48	1 7/8"	35°	6×φ10	2×φ9	–	2	0.9



Cross Bit



Part Number	Gauge Diameter		Carbide size	Blow Hole		Weight(kg)
	(mm)	(in)	W×H(mm)	Side	Face	
28RTC38V	38	1 1/2"	10×19	4	1	0.5
28RTC41V	41	1 5/8"	10×19	4	1	0.6
28RTC43V	43	1 11/16"	10×19	4	1	0.7
28RTC45V	45	1 3/4"	10×19	4	1	0.7

DRIFTING&TUNNELING DRILLING EQUIPMENT

R28 SERIES (1 1/8") (Recommended Gauge diameter $\phi 37$ - $\phi 45$)



Reaming Bit 6° Taper



Part Number	Gauge Diameter		Gauge Angle (°)	Gauge Button	Face Button	Blow Hole		Weight(kg)
	(mm)	(in)		No × Dia(mm)	No × Dia(mm)	Side	Face	
WTHP64R11	64	2 1/2"	30°	6× $\phi 9$	3× $\phi 8$	–	–	1.0
WTHP76R11	76	3"	30°	6× $\phi 10$	6× $\phi 9$	–	–	1.3
WTHP89R15	89	3 1/2"	30°	8× $\phi 11$	8× $\phi 10$	–	–	1.7




Pilot Adapter 6° Taper

Part Number	Gauge Diameter		Carbide size (mm)	Blow Hole		Weight(kg)
	(mm)	(in)		Side	Front	
WR28THI26B	26	1"	8×12	1	1	1.1

HEX Rod



Part Number	Thread		Hex		Length		Weight(kg)
			(mm)	(in)	(mm)	(ft/in)	
EH28R32R28-2440	R28	R32	28	1 1/8"	2440	8'	12.3
EH28R32R28-2800			28	1 1/8"	2800	9' 2"	14.1
EH28R32R28-3100			28	1 1/8"	3100	10' 2"	15.8
EH28R32R28-3400			28	1 1/8"	3400	11' 1 5/8"	17.2
EH28R32R28-3700			28	2 1/8"	3700	12' 2"	19.2
EH28R32R28-4310			32	1 1/4"	4310	14' 2"	23.0



Coupling Sleeve

Part Number	Thread		Outside Diameter		Length		Weight(kg)
			(mm)	(in)	(mm)	(ft/in)	
CR28D	R28	R28	41	1 5/8"	160	6 1/4"	1.0
CR32D	R32	R32	45	1 3/4"	150	6"	1.0

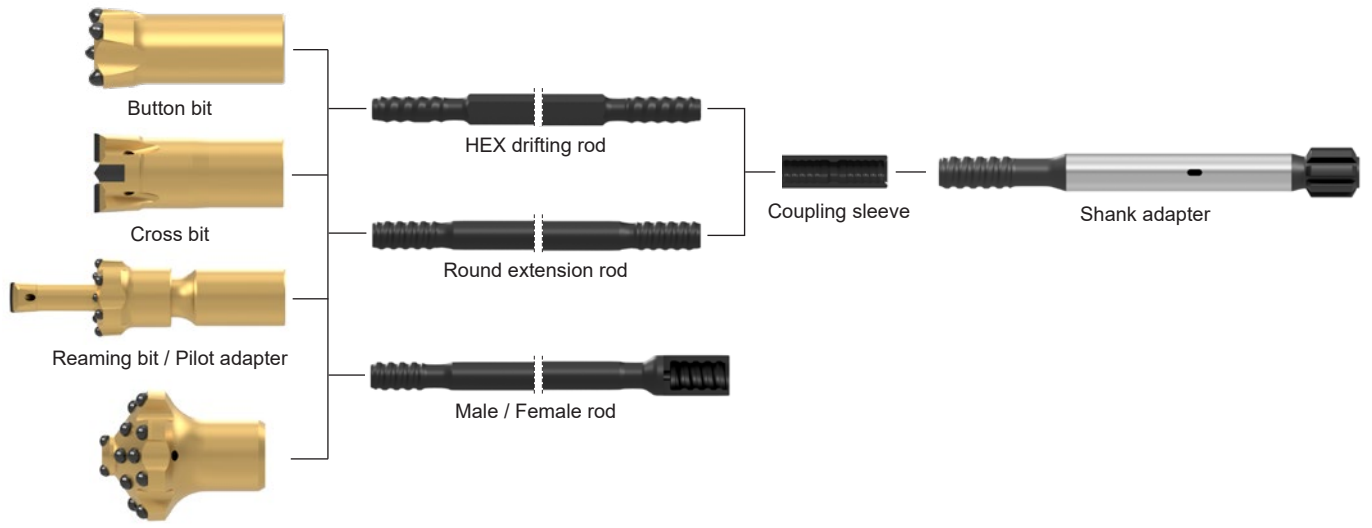


Crossover Coupling Sleeve


Part Number	Thread		Outside Diameter		Length		Weight(kg)
			(mm)	(in)	(mm)	(ft/in)	
CR32R28	R28	R32	45	1 3/4"	171	6 3/4"	1.4

DRIFTING&TUNNELING DRILLING EQUIPMENT

R32 SERIES (1 1/4") (Recommended Gauge diameter $\phi 41-\phi 64$)



Reaming bit / Integration model



Various type of products are being released. Please feel free to contact us.



Button Bit Type TX



Part Number		Gauge Diameter		Gauge Angle (°)	Gauge Button	Face Button	Blow Hole		Weight(kg)
Round	Semi Ballistic	(mm)	(in)		No x Dia(mm)	No x Dia(mm)	Side	Face	
-	32RTPVS43BB23MTX	43	1 11/16"	35°	6x $\phi 9$	3x $\phi 8$	-	3	0.7
-	32RTPVS45BB23MTX	45	1 3/4"	35°	6x $\phi 10$	3x $\phi 8$	-	3	0.7
-	32RTPVS48BB23MTX	48	1 7/8"	35°	6x $\phi 10$	3x $\phi 9$	-	3	0.8
-	32RTPVS51BB23MTX	51	2"	35°	6x $\phi 10$	3x $\phi 10$	-	3	1.0
-	32RTPVS54BB23MTX	54	2 1/8"	35°	6x $\phi 11$	3x $\phi 10$	-	3	1.1
-	32RTPVS57BB23MTX	57	2 1/4"	35°	6x $\phi 11$	3x $\phi 11$	-	3	1.2



Button Bit Type 03



Part Number		Gauge Diameter		Gauge Angle (°)	Gauge Button	Face Button	Blow Hole		Weight(kg)
Round	Semi Ballistic	(mm)	(in)		No x Dia(mm)	No x Dia(mm)	Side	Face	
32RTPWS41R03L	32RTPWS41BB03L	41	1 5/8"	30°	6x $\phi 9$	3x $\phi 8$	1	3	0.6
32RTPWS43R03M	32RTPWS43BB03L	43	1 11/16"	35°	6x $\phi 9$	3x $\phi 8$	1	3	0.7
32RTPWS45R03L	32RTPWS45BB03L	45	1 3/4"	30°	6x $\phi 10$	3x $\phi 8$	1	3	0.8
32RTPWS48R03M	32RTPWS48BB03L	48	1 7/8"	35°	6x $\phi 10$	3x $\phi 9$	1	3	0.9
32RTPWS51R03L	32RTPWS51BB03L	51	2"	30°	6x $\phi 11$	3x $\phi 9$	1	3	1.0



Button Bit Type 23



Part Number		Gauge Diameter		Gauge Angle (°)	Gauge Button No × Dia(mm)	Face Button No × Dia(mm)	Blow Hole		Weight(kg)
Round	Semi Ballistic	(mm)	(in)				Side	Face	
32RTPWS43R23L	32RTPWS43BB23L	43	1 11/16"	30°	6×φ9	3×φ8	1	3	0.7
32RTPWS45R23L	32RTPWS45BB23L	45	1 3/4"	30°	6×φ9	3×φ8	1	3	0.8
32RTPWS48R23L	32RTPWS48BB23L	48	1 7/8"	30°	6×φ10	3×φ9	1	3	0.9
32RTPWS51R23L	32RTPWS51BB23L	51	2"	30°	6×φ10	3×φ9	1	3	1.0
32RTPWS54R23L	32RTPWS54BB23L	54	2 1/8"	30°	6×φ10	3×φ10	1	3	1.1
32RTPWS57R23L	32RTPWS57BB23L	57	2 1/4"	30°	6×φ11	3×φ10	1	3	1.2
32RTPWS64R23M	32RTPWS64BB23M	64	2 1/2"	35°	6×φ12	3×φ11	1	3	1.4



Button Bit Type 06



Part Number		Gauge Diameter		Gauge Angle (°)	Gauge Button No × Dia(mm)	Face Button No × Dia(mm)	Blow Hole		Weight(kg)
Round	Semi Ballistic	(mm)	(in)				Side	Face	
32RTPWS41R06L	32RTPWS41BB06L	41	1 5/8"	30°	5×φ10	2×φ8	2	1	0.6
32RTPWS43R06L	32RTPWS43BB06L	43	1 11/16"	30°	5×φ10	2×φ8	2	1	0.7
32RTPWS45R06L	32RTPWS45BB06L	45	1 3/4"	30°	5×φ11	2×φ9	2	1	0.8
32RTPWS48R06L	32RTPWS48BB06L	48	1 7/8"	30°	5×φ11	2×φ9	2	1	0.9
32RTPWS51R06L	32RTPWS51BB06L	51	2"	30°	5×φ12	2×φ10	2	1	1.0



Button Bit Type 08



Part Number		Gauge Diameter		Gauge Angle (°)	Gauge Button No × Dia(mm)	Face Button No × Dia(mm)	Blow Hole		Weight(kg)
Round	Semi Ballistic	(mm)	(in)				Side	Face	
32RTPVS41R08M	32RTPVS41BB08M	41	1 5/8"	35°	6×φ8	2×φ8	–	2	0.6
32RTPVS43R08M	32RTPVS43BB08M	43	1 11/16"	35°	6×φ9	2×φ8	–	2	0.7
32RTPVS45R08M	32RTPVS45BB08M	45	1 3/4"	35°	6×φ9	2×φ9	–	2	0.8
32RTPVS48R08M	32RTPVS48BB08M	48	1 7/8"	35°	6×φ10	2×φ9	–	2	0.9

DRIFTING&TUNNELING DRILLING EQUIPMENT

R32 SERIES (1 1/4") (Recommended Gauge diameter $\phi 41-\phi 64$)



Cross Bit



Part Number	Gauge Diameter		Carbide size W×H(mm)	Blow Hole		Weight(kg)
	(mm)	(in)		Side	Face	
32RTC41V	41	1 5/8"	10×19	4	1	0.6
32RTC45V	45	1 3/4"	10×19	4	1	0.7
32RTC48V	48	1 7/8"	10×19	4	1	0.9
32RTC51V	51	2"	10×19	4	1	1.0



Reaming Bit 6° Taper



Part Number	Gauge Diameter		Gauge Angle (°)	Gauge Button	Face Button	Blow Hole		Weight(kg)
	(mm)	(in)		No × Dia(mm)	No × Dia(mm)	Side	Face	
WTHP64R11	64	2 1/2"	30°	6× $\phi 9$	3× $\phi 8$	—	—	1.0
WTHP76R11	76	3"	30°	6× $\phi 10$	6× $\phi 9$	—	—	1.3
WTHP89R15	89	3 1/2"	30°	8× $\phi 11$	8× $\phi 10$	—	—	1.7



Pilot Adapter 6° Taper

Part number	Gauge Diameter		Carbide size (mm)	Blow Hole		Weight(kg)
	(mm)	(in)		(mm)	(ft/in)	
WR32THI26B	26	1"	8×12	1	1	1.4



Reaming Bit 12° Taper



Part Number	Gauge Diameter		Gauge Angle (°)	Gauge Button	Face Button	Blow Hole		Weight(kg)
	(mm)	(in)		No × Dia(mm)	No × Dia(mm)	Side	Face	
WTKP89R15	89	3 1/2"	30°	8×φ11	4×φ10	–	–	1.6
WTKP102R16	102	4"	35°	8×φ14	6×φ12	–	–	2.3
WTKP127R16	127	5"	35°	12×φ13	8×φ13	–	–	4.8



Pilot Adapter 12° Taper

Part Number	Gauge Diameter		Carbide size	Blow Hole		Weight(kg)
	(mm)	(in)	(mm)	Side	Face	
WR32TKI40B	40	1 5/8"	8×12	3	1	1.6



Reaming Bit Integration Model



Part Number	Gauge Diameter		Gauge Angle (°)	Gauge Button	Face Button	Blow hole			Weight(kg)
	(mm)	(in)		No × Dia(mm)	No × Dia(mm)	Side	Face	Reverse	
WI32RTPJ76R-30R	76	3"	35°	8×φ12	6×φ10	2	1	2	2.2
WI32RTPJ89R-30R	89	3 1/2"	35°	8×φ12	10×φ10	2	1	2	2.5
WI32RTPJ102R-30R	102	4"	35°	8×φ12	9×φ12, 2×φ10	2	1	2	2.7

DRIFTING&TUNNELING DRILLING EQUIPMENT

R32 SERIES (1 1/4")

HEX Rod



Part Number	Thread		Hex		Length		Weight(kg)
			(mm)	(in)	(mm)	(ft/in)	
EH32R38R32-3100	R32	R38	32	1 1/4"	3100	10' 2"	19.7
EH32R38R32-3700			32	1 1/4"	3700	12' 2"	23.3
EH32R38R32-4310			32	1 1/4"	4310	14' 2"	27.0
EH32R38R32-4920			32	1 1/4"	4920	16' 2"	30.9
EH35R38R32-3100			35	1 3/8"	3100	10' 2"	23.9
EH35R38R32-3700			35	1 3/8"	3700	12' 2"	28.5
EH35R38R32-4310			35	1 3/8"	4310	14' 2"	33.2
EH35R38R32-4920			35	1 3/8"	4920	16' 2"	36.7
EH35R38R32-5530			35	1 3/8"	5530	18' 2"	41.3
EH32M38R32-3100			32	1 1/4"	3100	10' 2"	19.7
EH32M38R32-3700			32	1 1/4"	3700	12' 2"	23.3
EH32M38R32-4310			32	1 1/4"	4310	14' 2"	27.0
EH32M38R32-4920			32	1 1/4"	4920	16' 2"	30.9
EH35M38R32-3100			35	1 3/8"	3100	10' 2"	23.9
EH35M38R32-3700			35	1 3/8"	3700	12' 2"	28.5
EH35M38R32-4310			35	1 3/8"	4310	14' 2"	33.2
EH35M38R32-4920			35	1 3/8"	4920	16' 2"	36.7
EH35M38R32-5530			35	1 3/8"	5530	18' 2"	41.3

Round Rod




Part Number	Thread		Outside Diameter		Length		Weight(kg)
			(mm)	(in)	(mm)	(ft/in)	
ER32R32-1830	R32	R32	32	1 1/4"	1830	6'	8.0
ER32R32-2440			32	1 1/4"	2440	8'	11.5
ER32R32-3050			32	1 1/4"	3050	10'	16.2
ER32R32-3660			32	1 1/4"	3660	12'	19.5

Male/ Female Rod



Part Number	Thread		Outside Diameter		Length		Weight(kg)
			(mm)	(in)	(mm)	(ft/in)	
ER32R32MF-1525	R32	R32	32	1 1/4"	1525	5'	8.9
ER32R32MF-1830			32	1 1/4"	1830	6'	9.4
ER32R32MF-2440			32	1 1/4"	2440	8'	12.9
ER32R32MF-3050			32	1 1/4"	3050	10'	17.4
ER32R32MF-3660			32	1 1/4"	3660	12'	20.6

Coupling Sleeve



Part Number	Thread		Outside Diameter		Length		Weight(kg)
			(mm)	(in)	(mm)	(ft/in)	
CR32D	R32	R32	45	1 3/4"	150	6"	1.0
CR38D	R38	R38	54	2 1/8"	170	6 3/4"	1.7

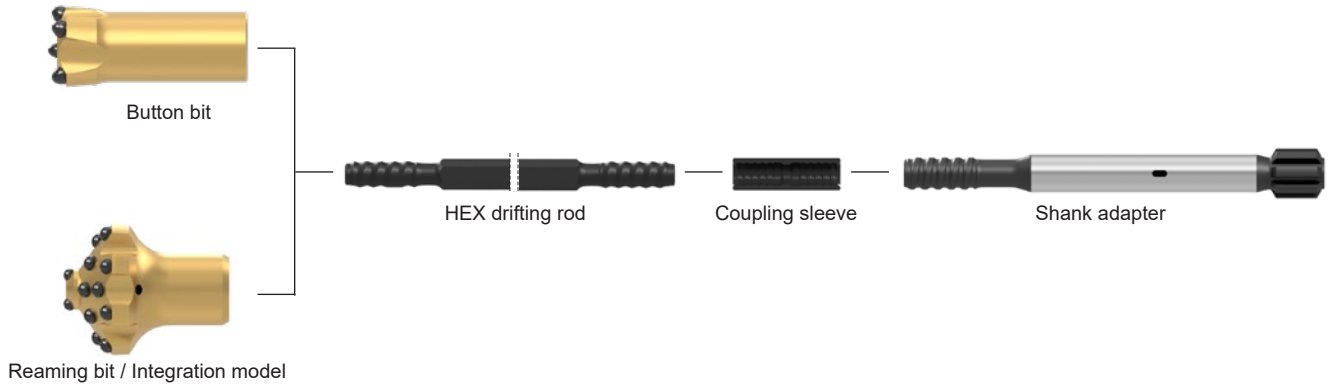
Crossover Coupling



Part Number	Thread		Outside Diameter		Length		Weight(kg)
			(mm)	(in)	(mm)	(ft/in)	
CR32R25	R32	R25	45	1 3/4"	175	6 7/8"	1.5
CR32R28		R28	45	1 3/4"	171	6 3/4"	1.4
CR38R32		R38	54	2 1/8"	181	7 1/8"	2.1
CM38R32		T38	54	2 1/8"	188	7 1/2"	2.2

DRIFTING&TUNNELING DRILLING EQUIPMENT

NR34 SERIES (1 3/4") (Recommended Gauge diameter $\phi 45-\phi 54$)



Various type of products are being released. Please feel free to contact us.



Button Bit Type TX



Part Number		Gauge Diameter		Gauge Angle (°)	Gauge Button	Face Button	Blow Hole		Weight(kg)
Round	Semi Ballistic	(mm)	(in)		No × Dia(mm)	No × Dia(mm)	Side	Face	
–	34NRTPVS45BB23MTX	45	1 3/4"	35°	6× $\phi 10$	3× $\phi 8$	–	3	0.8
–	34NRTPVS48BB23MTX	48	1 7/8"	35°	6× $\phi 10$	3× $\phi 9$	–	3	0.8
–	34NRTPVS51BB23MTX	51	2"	35°	6× $\phi 10$	3× $\phi 10$	–	3	1.1
–	34NRTPVS54BB23MTX	54	2 1/8"	35°	6× $\phi 11$	3× $\phi 10$	–	3	1.2
–	34NRTPVS57BB23MTX	57	2 1/4"	35°	6× $\phi 11$	3× $\phi 11$	–	3	1.3



Button Bit Type 03



Part Number		Gauge Diameter		Gauge Angle (°)	Gauge Button	Face Button	Blow Hole		Weight(kg)
Round	Semi Ballistic	(mm)	(in)		No × Dia(mm)	No × Dia(mm)	Side	Face	
34NRTPWS45R03L	34NRTPWS45BB03L	45	1 3/4"	30°	6× $\phi 10$	3× $\phi 8$	1	3	0.8
34NRTPWS48R03M	34NRTPWS48BB03M	48	1 7/8"	35°	6× $\phi 10$	3× $\phi 9$	1	3	0.9



Button Bit Type 23



Part Number		Gauge Diameter		Gauge Angle (°)	Gauge Button	Face Button	Blow Hole		Weight(kg)
Round	Semi Ballistic	(mm)	(in)		No × Dia(mm)	No × Dia(mm)	Side	Face	
34N RTPWS45R23L	34N RTPWS45BB23L	45	1 3/4"	30°	6×φ9	3×φ8	1	3	0.8
34N RTPWS48R23L	34N RTPWS48BB23L	48	1 7/8"	30°	6×φ10	3×φ9	1	3	0.9
34N RTPWS51R23L	34N RTPWS51BB23L	51	2"	30°	6×φ10	3×φ9	1	3	1.0
34N RTPWS54R23L	34N RTPWS54BB23L	54	2 1/8"	30°	6×φ10	3×φ10	1	3	1.1



Reaming Bit Integration Model



Part Number	Gauge Diameter		Gauge Angle (°)	Gauge Button	Face Button	Blow hole			Weight(kg)
	(mm)	(in)		No × Dia(mm)	No × Dia(mm)	Side	Face	Reverse	
WI34N RTPJ76R-30R	76	3"	35°	8×φ12	6×φ10	2	1	2	2.3
WI34N RTPJ89R-30R	89	3 1/2"	35°	8×φ12	10×φ10	2	1	2	2.6
WI34N RTPJ102R-30R	102	4"	35°	8×φ12	9×φ12, 2×φ10	2	1	2	2.8

HEX Rod



Part Number	Thread		Hex		Length		Weight(kg)
			(mm)	(in)	(mm)	(ft/in)	
EH35M38NR34-3100	NR34	T38	35	1 3/8"	3100	10' 2"	24.8
EH35M38NR34-3700	NR34	T38	35	1 3/8"	3700	12' 2"	29.5
EH35M38NR34-4310	NR34	T38	35	1 3/8"	4310	14' 2"	34.1
EH35M38NR34-4920	NR34	T38	35	1 3/8"	4920	16' 2"	37.6
EH35M38NR34-5530	NR34	T38	35	1 3/8"	5530	18' 2"	42.3


Coupling Sleeve



Part Number	Thread		Outside Diameter		Length		Weight(kg)
			(mm)	(in)	(mm)	(ft/in)	
CM38Z2	T38	T38	55	2 1/6"	190	7 1/2"	2.0

DRIFTING&TUNNELING DRILLING EQUIPMENT

R35 SERIES (1 3/8") (Recommended Gauge diameter $\phi 48-\phi 64$)



Various type of products are being released. Please feel free to contact us.



Button Bit Type TX



Part Number		Gauge Diameter		Gauge Angle (°)	Gauge Button No × Dia(mm)	Face Button No × Dia(mm)	Blow Hole		Weight(kg)
Round	Semi Ballistic	(mm)	(in)				Side	Face	
–	35RTPVS48BB23MTX	48	1 7/8"	35°	6× $\phi 10$	3× $\phi 9$	–	3	0.9
–	35RTPVS51BB23MTX	51	2"	35°	6× $\phi 10$	3× $\phi 10$	–	3	1.0
–	35RTPVS54BB23MTX	54	2 1/8"	35°	6× $\phi 11$	3× $\phi 10$	–	3	1.3
–	35RTPVS57BB23MTX	57	2 1/4"	35°	6× $\phi 11$	3× $\phi 11$	–	3	1.3



Button Bit Type 03



Part Number		Gauge Diameter		Gauge Angle (°)	Gauge Button	Face Button	Blow Hole		Weight(kg)
Round	Semi Ballistic	(mm)	(in)		No × Dia(mm)	No × Dia(mm)	Side	Face	
35RTPWS48R03M	35RTPWS48BB03M	48	1 7/8"	35°	6×φ10	3×φ9	1	3	0.8
35RTPWS51R03L	35RTPWS51BB03L	51	2"	30°	6×φ11	3×φ9	1	3	1.0



Button Bit Type 23



Part Number		Gauge Diameter		Gauge Angle (°)	Gauge Button	Face Button	Blow Hole		Weight(kg)
Round	Semi Ballistic	(mm)	(in)		No × Dia(mm)	No × Dia(mm)	Side	Face	
35RTPWS48R23L	35RTPWS48BB23L	48	1 7/8"	30°	6×φ10	3×φ9	1	3	0.8
35RTPWS51R23L	35RTPWS51BB23L	51	2"	30°	6×φ10	3×φ9	1	3	0.9
35RTPWS54R23L	35RTPWS54BB23L	54	2 1/8"	30°	6×φ10	3×φ10	1	3	1.0
35RTPWS57R23L	35RTPWS57BB23L	57	2 1/4"	30°	6×φ11	3×φ10	1	3	1.1
35RTPWS64R23M	35RTPWS64BB23M	64	2 1/2"	30°	6×φ12	3×φ11	1	3	1.3



Button Bit Type 06



Part Number		Gauge Diameter		Gauge Angle (°)	Gauge Button	Face Button	Blow Hole		Weight(kg)
Round	Semi Ballistic	(mm)	(in)		No × Dia(mm)	No × Dia(mm)	Side	Face	
35RTPWS48R06L	35RTPWS48BB06L	48	1 7/8"	30°	5×φ11	2×φ9	2	1	0.8
35RTPWS51R06L	35RTPWS51BB06L	51	2"	30°	5×φ12	2×φ10	2	1	0.9



Button Bit Type 08



Part Number		Gauge Diameter		Gauge Angle (°)	Gauge Button	Face Button	Blow Hole		Weight(kg)
Round	Semi Ballistic	(mm)	(in)		No × Dia(mm)	No × Dia(mm)	Side	Face	
35RTPVS48R08M	35RTPVS48BB08M	48	1 7/8"	35°	6×φ10	2×φ9	–	2	0.8

DRIFTING&TUNNELING DRILLING EQUIPMENT

R35 SERIES (1 3/8") (Recommended Gauge diameter $\phi 48$ - $\phi 64$)



Reaming Bit 12° Taper



Part Number	Gauge Diameter		Gauge Angle (°)	Gauge Button	Face Button	Blow Hole		Weight(kg)
	(mm)	(in)		No x Dia(mm)	No x Dia(mm)	Side	Face	
WTKP89R15	89	3 1/2"	30°	8x $\phi 11$	4x $\phi 10$	-	-	1.6
WTKP102R16	102	4"	35°	8x $\phi 14$	6x $\phi 12$	-	-	2.3
WTKP127R16	127	5"	35°	12x $\phi 13$	8x $\phi 13$	-	-	4.8



Pilot Adapter 12° Taper

Part Number	Gauge Diameter		Carbide size	Blow Hole		Weight(kg)
	(mm)	(in)	WxH(mm)	Side	Face	
WR35TKI40B	40	1 9/16"	8x12	3	1	1.5



Reaming Bit Integration Model




Part Number	Gauge Diameter		Gauge Angle (°)	Gauge Button	Face Button	Blow hole			Weight(kg)
	(mm)	(in)		No x Dia(mm)	No x Dia(mm)	Side	Face	Reverse	
WI35RTPJ76R-30R	76	3"	35°	8x $\phi 12$	6x $\phi 10$	2	1	2	2.3
WI35RTPJ89R-30R	89	3 1/2"	35°	8x $\phi 12$	10x $\phi 10$	2	1	2	2.7
WI35RTPJ102R-30R	102	4"	35°	8x $\phi 12$	9x $\phi 12$, 2x $\phi 10$	2	1	2	2.9

HEX Rod




Part Number	Thread		Hex		Length		Weight(kg)
			(mm)	(in)	(mm)	(ft/in)	
EH35M38R35-3700	R35	T38	35	1 3/8"	3700	12'2"	28.6
EH35M38R35-4310			35	1 3/8"	4310	14' 2"	33.3
EH35M38R35-4920			35	1 3/8"	4920	16' 2"	36.8
EH35M38R35-5530			35	1 3/8"	5530	18' 2"	41.4

Coupling Sleeve



Part Number	Thread		Outside Diameter		Length		Weight(kg)
			(mm)	(in)	(mm)	(ft/in)	
CM38Z2	T38	T38	55	2 1/6"	190	7 1/2"	2.0
CR35D	R35	R35	48	1 7/8"	160	6 1/4"	1.2

Crossover Coupling Sleeve



Part Number	Thread		Outside Diameter		Length		Weight(kg)
			(mm)	(in)	(mm)	(ft/in)	
CR35R32	R35	R32	48	1 7/8"	171	6 3/4"	1.5


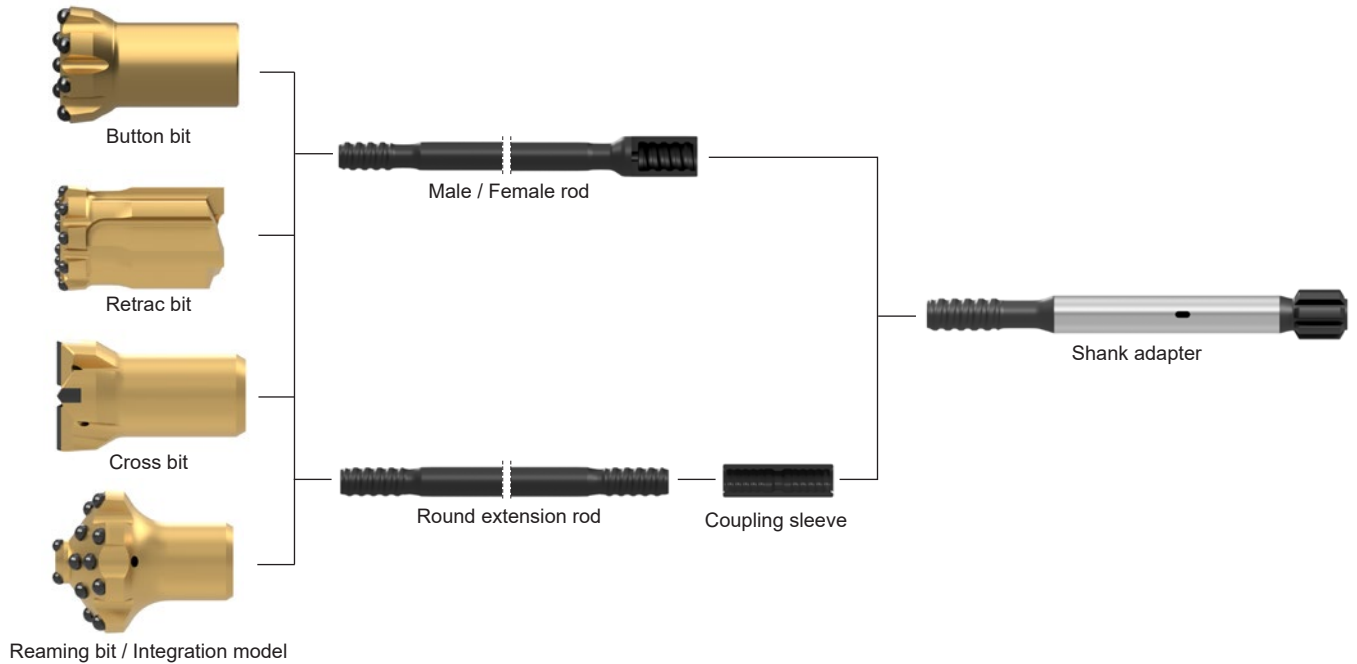


BENCH & LONGHOLE DRILLING EQUIPMENT



BENCH & LONG HOLE DRILLING EQUIPMENT

T38 SERIES (1 1/2") (Recommended Gauge diameter Ø64–Ø102)



Various type of products are being released. Please feel free to contact us.



Button Bit with Flat face Type 15



Part Number		Skirt	Gauge Diameter		Gauge Angle (°)	Gauge Button	Face Button	Blow Hole		Weight(kg)
Round	Semi Ballistic		(mm)	(in)		No × Dia(mm)	No × Dia(mm)	Side	Face	
38MPVS64R15M	38MPVS64BB15M		64	2 1/2"	35°	8×Ø11	4×Ø10	–	2	1.6
38MPVS70R15M	38MPVS70BB15M		70	2 3/4"	35°	8×Ø11	4×Ø11	–	2	1.9
38MPVS76R15M	38MPVS76BB15M		76	3"	35°	8×Ø12	4×Ø11	–	2	2.2
38MPVS89R15M	38MPVS89BB15M		89	3 1/2"	35°	8×Ø13	6×Ø12	–	2	3.4
38MPVS102R15M	–		102	4"	35°	8×Ø14	6×Ø13	–	2	4.5
38MPVR64R15M	38MPVR64BB15M		64	2 1/2"	35°	8×Ø11	4×Ø10	–	2	2.1
38MPVR70R15M	38MPVR70BB15M		70	2 3/4"	35°	8×Ø11	4×Ø11	–	2	2.5
38MPVR76R15M	38MPVR76BB15M		76	3"	35°	8×Ø12	4×Ø11	–	2	3.0
38MPVR89R15M	38MPVR89BB15M		89	3 1/2"	35°	8×Ø13	6×Ø12	–	2	4.6
38MPVR102R15M	–		102	4"	35°	8×Ø14	6×Ø13	–	2	6.8




Button Bit with Groove Type 23 and 25



Part Number		Skirt	Gauge Diameter		Gauge Angle (°)	Gauge Button No x Dia(mm)	Face Button No x Dia(mm)	Blow Hole		Weight(kg)
Round	Semi Ballistic		(mm)	(in)				Side	Face	
38MPVS64R23M	38MPVS64BB23M		64	2 1/2"	35°	6xφ12	3xφ11	–	3	1.7
38MPVS70R23M	38MPVS70BB23M		70	2 3/4"	35°	6xφ12	4xφ11	–	3	1.9
38MPVS76R23M	38MPVS76BB23M		76	3"	35°	6xφ12	4xφ12	–	3	2.3
38MPVS89R23M	38MPVS89BB23M		89	3 1/2"	35°	9xφ12	6xφ12	–	3	3.4
38MPVS102R23M	38MPVS102BB23M		102	4"	35°	9xφ13	7xφ13	–	3	4.5
38MPVR64R23M	38MPVR64BB23M		64	2 1/2"	35°	6xφ12	3xφ11	–	3	2.0
38MPVR70R23M	38MPVR70BB23M		70	2 3/4"	35°	6xφ12	4xφ11	–	3	2.5
38MPVR76R23M	38MPVR76BB23M		76	3"	35°	6xφ12	4xφ12	–	3	3.0
38MPVR89R23M	38MPVR89BB23M		89	3 1/2"	35°	9xφ12	6xφ12	–	3	4.4
38MPVR102R23M	38MPVR102BB23M		102	4"	35°	9xφ13	7xφ13	–	3	6.8

Part Number		Skirt	Gauge Diameter		Gauge Angle (°)	Gauge Button No x Dia(mm)	Face Button No x Dia(mm)	Blow Hole		Weight(kg)
Round	Semi Ballistic		(mm)	(in)				Side	Face	
38MPVS89R25M	38MPVS89BB25M		89	3 1/2"	35°	8xφ13	6xφ12	–	2	3.3
38MPVS102R25M	38MPVS102BB25M		102	4"	35°	8xφ14	6xφ13	–	2	4.4
38MPVR89R25M	38MPVR89BB25M		89	3 1/2"	35°	8xφ13	6xφ12	–	2	4.7
38MPVR102R25M	38MPVR102BB25M		102	4"	35°	8xφ14	6xφ13	–	2	6.8



Button Bit with Drop Center Type 53 and 55



Part Number		Skirt	Gauge Diameter		Gauge Angle (°)	Gauge Button No x Dia(mm)	Face Button No x Dia(mm)	Blow Hole		Weight(kg)
Round	Semi Ballistic		(mm)	(in)				Side	Face	
38MPVS64R53M	38MPVS64BB53M		64	2 1/2"	35°	6xφ10	4xφ10	–	3	1.6
38MPVS70R53M	38MPVS70BB53M		70	2 3/4"	35°	6xφ11	4xφ11	–	3	1.8
38MPVS76R53M	38MPVS76BB53M		76	3"	35°	6xφ12	4xφ11	–	3	2.1
38MPVS89R53M	–		89	3 1/2"	35°	6xφ13	5xφ12	–	3	3.3
38MPVR64R53M	38MPVR64BB53M		64	2 1/2"	35°	6xφ10	4xφ10	–	3	2.0
38MPVR70R53M	38MPVR70BB53M		70	2 3/4"	35°	6xφ11	4xφ11	–	3	2.5
38MPVR76R53M	38MPVR76BB53M		76	3"	35°	6xφ12	4xφ11	–	3	2.8
38MPVR89R53M	–		89	3 1/2"	35°	6xφ13	5xφ12	–	3	4.2

Part Number		Skirt	Gauge Diameter		Gauge Angle (°)	Gauge Button No x Dia(mm)	Face Button No x Dia(mm)	Blow Hole		Weight(kg)
Round	Semi Ballistic		(mm)	(in)				Side	Face	
38MPVS64R55M	38MPVS64BB55M		64	2 1/2"	35°	8xφ10	5xφ9	–	4	1.6
38MPVS70R55M	38MPVS70BB55M		70	2 3/4"	35°	8xφ11	5xφ10	–	4	1.8
38MPVS76R55M	38MPVS76BB55M		76	3"	35°	8xφ11	5xφ11	–	4	2.2
38MPVS89R55M	38MPVS89BB55M		89	3 1/2"	35°	8xφ12	6xφ12	–	4	3.4
38MPVS102R55M	–		102	4"	35°	8xφ14	6xφ14	–	4	4.4
38MPVR64R55M	38MPVR64BB55M		64	2 1/2"	35°	8xφ10	5xφ9	–	4	2.1
38MPVR70R55M	38MPVR70BB55M		70	2 3/4"	35°	8xφ11	5xφ10	–	4	2.5
38MPVR76R55M	38MPVR76BB55M		76	3"	35°	8xφ11	5xφ11	–	4	3.0
38MPVR89R55M	38MPVR89BB55M		89	3 1/2"	35°	8xφ12	6xφ12	–	4	4.5
38MPVR102R55M	–		102	4"	35°	8xφ14	6xφ14	–	4	6.4

BENCH & LONG HOLE DRILLING EQUIPMENT

T38 SERIES (1 1/2") (Recommended Gauge diameter Ø64–Ø102)



Button Bit with Convex Type 83 and 85



Part Number	Skirt	Gauge Diameter		Gauge Angle (°)	Gauge Button No × Dia(mm)	Face Button No × Dia(mm)	Blow Hole		Weight(kg)
		(mm)	(in)				Side	Face	
38MPWS64SA83H		64	2 1/2"	20–40	6×φ10	3×φ10, 2×φ9	1	1	1.5
38MPWS70SA83H		70	2 3/4"	20–40	6×φ11	5×φ10	1	1	1.8
38MPWS76SA83H		76	3"	20–40	6×φ11	3×φ11, 2×φ10	1	1	2.3
38MPWS76SA85H		76	3"	20–40	8×φ11	6×φ10	2	2	2.1
38MPWS89SA85H		89	3 1/2"	20–40	8×φ12	6×φ12	2	2	3.2
38MPVS102SA85H		102	4"	20–40	8×φ12	7×φ12	–	2	4.2



Cross Bit



Part Number	Gauge Diameter		Carbide size W×H(mm)	Blow Hole		Weight(kg)
	(mm)	(in)		Side	Face	
38MX64S	64	2 1/2"	13×22	4	1	1.8
38MX76S2	76	3"	13×22	4	1	2.4
38MX89S	89	3 1/2"	13×22	4	1	3.7



Reaming Bit Integration model



Part Number	Gauge Diameter		Gauge Angle (°)	Gauge Button No × Dia(mm)	Face Button No × Dia(mm)	Blow Hole		Weight(kg)
	(mm)	(in)				Side	Face	
WI38MP127R-60	127	5"	30°	9×φ13	6×φ13	–	3	6.3
WI38MP152R-60	152	6"	30°	9×φ14	9×φ14	–	3	9.8
WI38MP152R-110Z2	152	6"	30°	9×φ14	3×φ14	–	3	14.6



Round Rod

Part number	Thread		Outside Diameter		Length		Weight(kg)
			(mm)	(in)	(mm)	(ft/in)	
ER38M38-3050	T38	T38	38	1 1/2"	3050	10'	24.7
ER38M38-3660					3660	12'	29.4
ER38M38-4270					4270	14'	34.7
ER38M38-4880					4880	16'	40.0
ER38M38-5490					5490	18'	44.6



Male / Female Rod

Part number	Thread		Outside Diameter		Length		Weight(kg)
			(mm)	(in)	(mm)	(ft/in)	
ER38M38MF-1220	T38	T38	38	1 1/2"	1220	4'	9.7
ER38M38MF-1525					1525	5'	13.3
ER38M38MF-1830					1830	6'	16.0
ER38M38MF-3050H					3050	10'	25.3
ER38M38MF-3660H					3660	12'	30.1
ER38M38MF-4270H					4270	14'	35.0




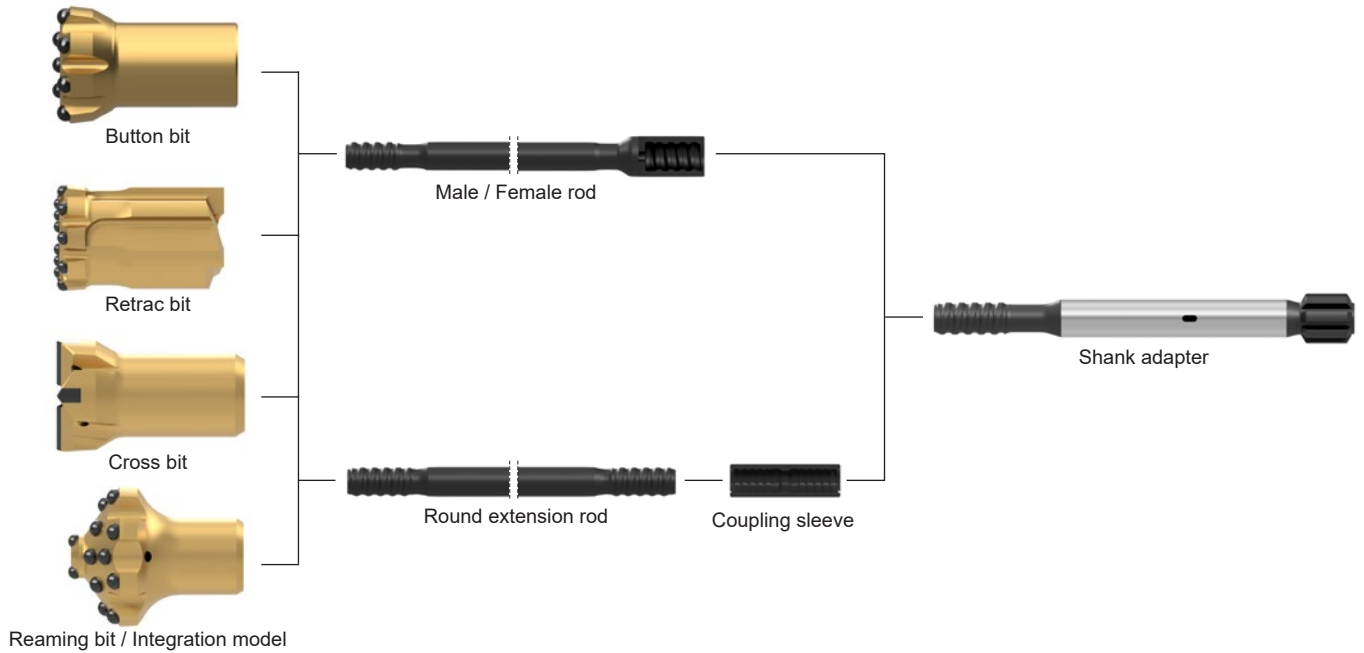
Coupling / Cross Over Coupling

Part number	Thread		Outside Diameter		Length		Weight(kg)
			(mm)	(in)	(mm)	(ft/in)	
CM38Z2	T38		55	2 1/6"	190	7 1/2"	2.0

Part number	Thread		Outside Diameter		Length		Weight(kg)
			(mm)	(in)	(mm)	(ft/in)	
CM38R32	T38	R32	54	2 1/8"	188	7 1/2"	2.2
CM38R38		R38	54	2 1/8"	195	7 11/16"	2.0
CM45M38		T45	63	2 1/2"	215	8 1/2"	3.4

BENCH & LONG HOLE DRILLING EQUIPMENT

T45 SERIES (1 3/4") (Recommended Gauge diameter $\phi 70$ – $\phi 115$)



Various type of products are being released. Please feel free to contact us.



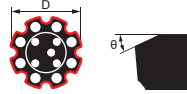
Button Bit Flat face Type 15



Part Number		Skirt	Gauge Diameter		Gauge Angle (°)	Gauge Button	Face Button	Blow Hole		Weight(kg)
Round	Semi Ballistic		(mm)	(in)		No x Dia(mm)	No x Dia(mm)	Side	Face	
45MPVS70R15M	45MPVS70BB15M		70	2 3/4"	35	8x $\phi 11$	4x $\phi 11$	–	2	1.9
45MPVS76R15M	45MPVS76BB15M		76	3"	35	8x $\phi 12$	4x $\phi 11$	–	2	2.3
45MPVS83R15M	45MPVS83BB15M		83	3 2/7"	35	8x $\phi 12$	6x $\phi 11$	–	2	2.6
45MPVS89R15M	45MPVS89BB15M		89	3 1/2"	35	8x $\phi 13$	6x $\phi 12$	–	2	3.8
45MPVS102R15M	–		102	4"	35	8x $\phi 14$	6x $\phi 13$	–	2	4.4
45MPVS115R15M	–		115	4 1/2"	35	8x $\phi 14$	7x $\phi 13$	–	2	6.4
45MPVR70R15M	45MPVR70BB15M		70	2 3/4"	35	8x $\phi 11$	4x $\phi 11$	–	2	2.7
45MPVR76R15M	45MPVR76BB15M		76	3"	35	8x $\phi 12$	4x $\phi 11$	–	2	3.0
45MPVR83R15M	45MPVR83BB15M		83	3 2/7"	35	8x $\phi 12$	6x $\phi 11$	–	2	3.9
45MPVR89R15M	45MPVR89BB15M		89	3 1/2"	35	8x $\phi 13$	6x $\phi 12$	–	2	4.5
45MPVR102R15M	–		102	4"	35	8x $\phi 14$	6x $\phi 13$	–	2	6.6
45MPVR115R15M	–		115	4 1/2"	35	8x $\phi 14$	7x $\phi 13$	–	2	8.7




Button Bit with Groove Type 23 and 25

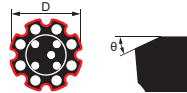


Part Number		Skirt	Gauge Diameter		Gauge Angle (°)	Gauge Button No x Dia(mm)	Face Button No x Dia(mm)	Blow Hole		Weight(kg)
Round	Semi Ballistic		(mm)	(in)				Side	Face	
45MPVS70R23M	45MPVS70BB23M		70	2 3/4"	35	6xφ12	4xφ11	-	3	2.0
45MPVS76R23M	45MPVS76BB23M		76	3"	35	6xφ12	4xφ12	-	3	2.4
45MPVS83R23M	45MPVS83BB23M		83	3 2/7"	35	6xφ13	4xφ13	-	3	2.8
45MPVS89R23M	45MPVS89BB23M		89	3 1/2"	35	9xφ12	6xφ12	-	3	3.8
45MPVS102R23M	45MPVS102BB23M		102	4"	35	9xφ13	7xφ13	-	3	4.3
45MPVS115R23M	45MPVS115BB23M		115	4 1/2"	35	9xφ14	7xφ14	-	3	5.8
45MPVR70R23M	45MPVR70BB23M		70	2 3/4"	35	6xφ12	4xφ11	-	3	2.5
45MPVR76R23M	45MPVR76BB23M		76	3"	35	6xφ12	4xφ12	-	3	2.7
45MPVR83R23M	45MPVR83BB23M		83	3 2/7"	35	6xφ13	4xφ13	-	3	4.1
45MPVR89R23M	45MPVR89BB23M		89	3 1/2"	35	9xφ12	6xφ12	-	3	4.4
45MPVR102R23M	45MPVR102BB23M		102	4"	35	9xφ13	7xφ13	-	3	6.5
45MPVR115R23M	45MPVR115BB23M		115	4 1/2"	35	9xφ14	7xφ14	-	3	8.5

Part Number		Skirt	Gauge Diameter		Gauge Angle (°)	Gauge Button No x Dia(mm)	Face Button No x Dia(mm)	Blow Hole		Weight(kg)
Round	Semi Ballistic		(mm)	(in)				Side	Face	
45MPVS89R25M	45MPVS89BB25M		89	3 1/2"	35	8xφ13	6xφ12	-	2	3.8
45MPVS102R25M	45MPVS102BB25M		102	4"	35	8xφ14	6xφ13	-	2	4.4
45MPVR89R25M	45MPVR89BB25M		89	3 1/2"	35	8xφ13	6xφ12	-	2	4.5
45MPVR102R25M	45MPVR102BB25M		102	4"	35	8xφ14	6xφ13	-	2	6.8



Button Bit with Drop Center Type 53 and 55



Part Number		Skirt	Gauge Diameter		Gauge Angle (°)	Gauge Button No x Dia(mm)	Face Button No x Dia(mm)	Blow Hole		Weight(kg)
Round	Semi Ballistic		(mm)	(in)				Side	Face	
45MPVS70R53M	45MPVS70BB53M		70	2 3/4"	35	6xφ11	4xφ11	-	3	1.8
45MPVS76R53M	45MPVS76BB53M		76	3"	35	6xφ12	4xφ11	-	3	2.2
45MPVS83R53M	-		83	3 2/7"	35	6xφ13	4xφ12	-	3	2.6
45MPVS89R53M	-		89	3 1/2"	35	6xφ13	5xφ12	-	3	3.6
45MPVR70R53M	45MPVR70BB53M		70	2 3/4"	35	6xφ11	4xφ11	-	3	2.6
45MPVR76R53M	45MPVR76BB53M		76	3"	35	6xφ12	4xφ11	-	3	2.7
45MPVR83R53M	-		83	3 2/7"	35	6xφ13	4xφ12	-	3	3.7
45MPVR89R53M	-		89	3 1/2"	35	6xφ13	5xφ12	-	3	4.2

Part Number		Skirt	Gauge Diameter		Gauge Angle (°)	Gauge Button No x Dia(mm)	Face Button No x Dia(mm)	Blow Hole		Weight(kg)
Round	Semi Ballistic		(mm)	(in)				Side	Face	
45MPVS70R55M	45MPVS70BB55M		70	2 3/4"	35	8xφ11	5xφ10	-	4	1.8
45MPVS76R55M	45MPVS76BB55M		76	3"	35	8xφ11	5xφ11	-	4	2.2
45MPVS83R55M	45MPVS83BB55M		83	3 2/7"	35	8xφ12	4xφ12, 1xφ11	-	4	3.9
45MPVS89R55M	45MPVS89BB55M		89	3 1/2"	35	8xφ12	6xφ12	-	4	3.7
45MPVS102R55M	-		102	4"	35	8xφ14	6xφ14	-	4	4.4
45MPVS115R55M	-		115	4 1/2"	35	8xφ14	8xφ14	-	4	6.7
45MPVR70R55M	45MPVR70BB55M		70	2 3/4"	35	8xφ11	5xφ10	-	4	2.5
45MPVR76R55M	45MPVR76BB55M		76	3"	35	8xφ11	5xφ11	-	4	3.0
45MPVR83R55M	45MPVR83BB55M		83	3 2/7"	35	8xφ12	4xφ12, 1xφ11	-	4	3.8
45MPVR89R55M	45MPVR89BB55M		89	3 1/2"	35	8xφ12	6xφ12	-	4	4.5
45MPVR102R55M	-		102	4"	35	8xφ14	6xφ14	-	4	6.5
45MPVR115R55M	-		115	4 1/2"	35	8xφ14	8xφ14	-	4	8.4

BENCH & LONG HOLE DRILLING EQUIPMENT

T45 SERIES (1 3/4") (Recommended Gauge diameter $\phi 70$ – $\phi 115$)



Button Bit with Convex Type 83 and 85



Part Number	Skirt	Gauge Diameter		Gauge Angle (°)	Gauge Button No × Dia(mm)	Face Button No × Dia(mm)	Blow Hole		Weight(kg)
		(mm)	(in)				Side	Face	
45MPWS70SA83H		70	2 3/4"	20–40	6× $\phi 11$	5× $\phi 10$	1	1	1.7
45MPWS76SA83H		76	3"	20–40	6× $\phi 11$	3× $\phi 11$, 2× $\phi 10$	1	1	2.2
45MPWS76SA85H		76	3"	20–40	8× $\phi 11$	6× $\phi 10$	2	2	2.3
45MPWR76SA85H		76	3"	20–40	8× $\phi 11$	6× $\phi 10$	2	2	3.1
45MPWS89SA85H		89	3 1/2"	20–40	8× $\phi 12$	6× $\phi 12$	2	2	3.8
45MPWR89SA85H		89	3 1/2"	20–40	8× $\phi 12$	6× $\phi 12$	2	2	4.1
45MPVS102SA85H		102	4"	20–40	8× $\phi 12$	7× $\phi 12$	–	2	4.3
45MPVS115SA85H		115	4 1/2"	20–40	8× $\phi 14$	8× $\phi 12$	–	2	6.3



Cross Bit



Part Number	Gauge Diameter		Carbide size W×H(mm)	Blow Hole		Weight(kg)
	(mm)	(in)		Side	Face	
45MX76S	76	3"	13×22	4	1	2.5
45MX90S	90	3 1/2"	13×22	4	1	4.0



Reaming Bit Integration model



Part Number	Gauge Diameter		Gauge Angle (°)	Gauge Button No × Dia(mm)	Face Button No × Dia(mm)	Blow Hole		Weight(kg)
	(mm)	(in)				Side	Face	
WI45MP127BB-70	127	5"	30°	9× $\phi 13$	6× $\phi 13$	–	3	8.0
WI45MP152BB-65Z	152	6"	30°	9× $\phi 14$	9× $\phi 14$	–	3	10.5

Round Rod




Part number	Thread		Outside Diameter		Length		Weight(kg)
			(mm)	(in)	(mm)	(ft/in)	
ER45M45-3050	T45	T45	45	1 3/4"	3050	10'	35.0
ER45M45-3660					3660	12'	41.7
ER45M45-4270					4270	14'	48.5
ER45M45-4880					4880	16'	54.9

Male / Female Rod



Part number	Thread		Outside Diameter		Length		Weight(kg)
			(mm)	(in)	(mm)	(ft/in)	
ER45M45MF-1220	T45	T45	45	1 3/4"	1220	4'	14.7
ER45M45MF-1525					1525	5'	18.1
ER45M45MF-1830					1830	6'	21.5
ER45M45MF-3050H					3050	10'	35.0
ER45M45MF-3660H					3660	12'	41.7
ER45M45MF-4270H					4270	14'	48.5
ER45M45MF-6100H					6100	20'	70.8

Coupling / Cross Over Coupling

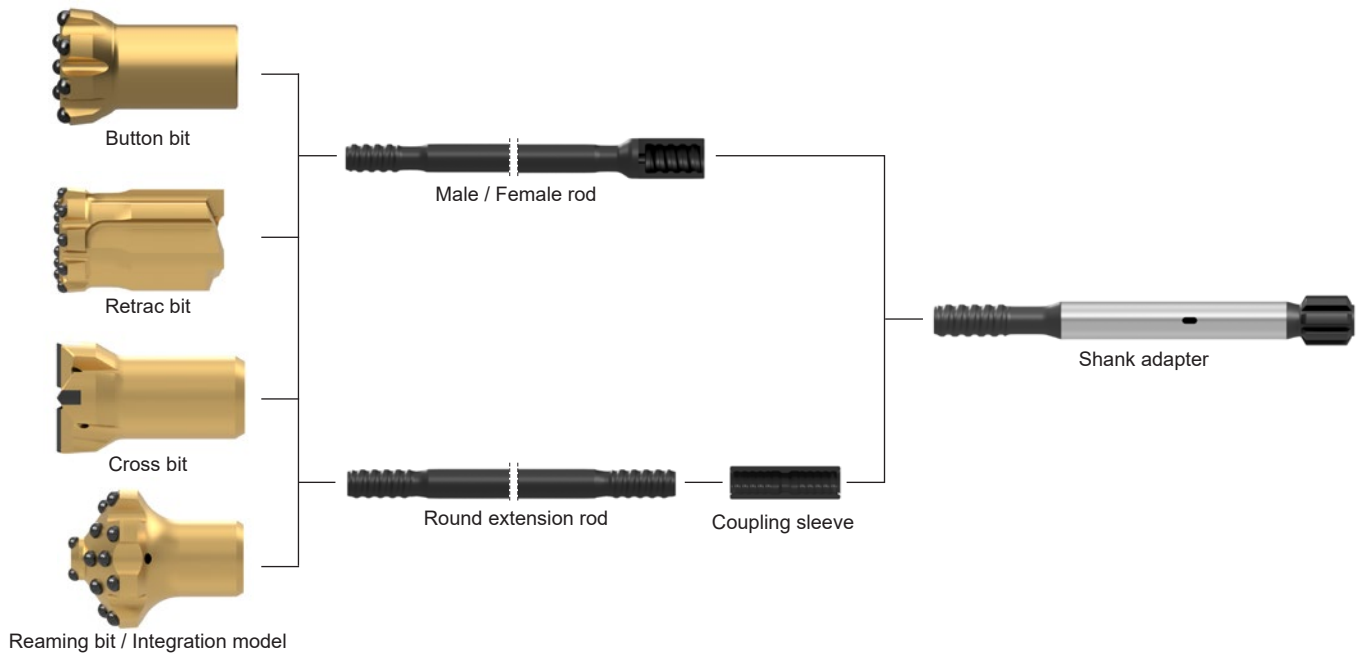


Part number	Thread		Outside Diameter		Length		Weight(kg)
			(mm)	(in)	(mm)	(ft/in)	
CM45	T45	T45	63	2 1/2"	210	8 1/4"	3.0
CM45-2			66	2 5/8"	210	8 1/4"	3.5
CM45F			63	2 1/2"	230	9 1/16"	3.2

Part number	Thread		Outside Diameter		Length		Weight(kg)
			(mm)	(in)	(mm)	(ft/in)	
CM45R32	T45	T32	63	2 1/2"	198	7" 13/16"	2.1
CM45M38		T38	63	2 1/2"	215	8 1/2"	3.4

BENCH & LONG HOLE DRILLING EQUIPMENT

T51 SERIES (2") (Recommended Gauge diameter $\phi 89$ – $\phi 127$)




Various type of products are being released. Please feel free to contact us.



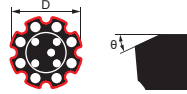
Button Bit Flat face Type 15



Round	Semi Ballistic	Skirt	Gauge Diameter		Gauge Angle (°)	Gauge Button No × Dia(mm)	Face Button No × Dia(mm)	Blow Hole		Weight(kg)
			(mm)	(in)				Side	Face	
51MPVS89R15M	51MPVS89BB15M		89	3 1/2"	35	8× $\phi 13$	6× $\phi 12$	–	2	4.1
51MPVS102R15M	–		102	4"	35	8× $\phi 14$	6× $\phi 13$	–	2	5.2
51MPVS115R15M	–		115	4"1/2"	35	8× $\phi 14$	7× $\phi 13$	–	2	6.9
51MPVS127R15M	–		127	5"	35	8× $\phi 16$	8× $\phi 14$	–	2	9.0
51MPVR89R15M	51MPVR89BB15M		89	3 1/2"	35	8× $\phi 13$	6× $\phi 12$	–	2	4.3
51MPVR102R15M	–		102	4"	35	8× $\phi 14$	6× $\phi 13$	–	2	6.6
51MPVR115R15M	–		115	4"1/2"	35	8× $\phi 14$	7× $\phi 13$	–	2	8.8
51MPVR127R15M	–		127	5"	35	8× $\phi 16$	8× $\phi 14$	–	2	11.3




Button Bit with Groove Type 23 and 25

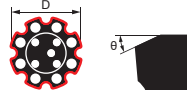


Part Number		Skirt	Gauge Diameter		Gauge Angle (°)	Gauge Button No × Dia(mm)	Face Button No × Dia(mm)	Blow Hole		Weight(kg)
Round	Semi Ballistic		(mm)	(in)				Side	Face	
51MPVS89R23M	51MPVS89BB23M		89	3 1/2"	35	9×φ12	6×φ12	–	3	4.1
51MPVS102R23M	51MPVS102BB23M		102	4"	35	9×φ13	7×φ13	–	3	5.2
51MPVS115R23M	51MPVS115BB23M		115	4"1/2"	35	9×φ14	7×φ14	–	3	6.8
51MPVS127R23M	–		127	5"	35	9×φ16	7×φ16	–	3	8.9
51MPVR89R23M	51MPVR89BB23M		89	3 1/2"	35	9×φ12	6×φ12	–	3	4.6
51MPVR102R23M	51MPVR102BB23M		102	4"	35	9×φ13	7×φ13	–	3	6.5
51MPVR115R23M	51MPVR115BB23M		115	4"1/2"	35	9×φ14	7×φ14	–	3	8.5
51MPVR127R23M	–		127	5"	35	9×φ16	7×φ16	–	3	10.9

Part Number		Skirt	Gauge Diameter		Gauge Angle (°)	Gauge Button No × Dia(mm)	Face Button No × Dia(mm)	Blow Hole		Weight(kg)
Round	Semi Ballistic		(mm)	(in)				Side	Face	
51MPVS89R25M	51MPVS89BB25M		89	3 1/2"	35	8×φ13	6×φ12	–	2	4.5
51MPVS102R25M	–		102	4"	35	8×φ14	6×φ13	–	2	5.4
51MPVS127R25M	–		127	5"	35	8×φ16	8×φ14	–	2	8.9
51MPVR89R25M	51MPVR89BB25M		89	3 1/2"	35	8×φ13	6×φ12	–	2	4.4
51MPVR102R25M	–		102	4"	35	8×φ14	6×φ13	–	2	6.5
51MPVR127R25M	–		127	5"	35	8×φ16	8×φ14	–	2	11.3



Button Bit with Drop Center Type 53 and 55



Part Number		Skirt	Gauge Diameter		Gauge Angle (°)	Gauge Button No × Dia(mm)	Face Button No × Dia(mm)	Blow Hole		Weight(kg)
Round	Semi Ballistic		(mm)	(in)				Side	Face	
51MPVS89R53M	–		89	3 1/2"	35	6×φ13	5×φ12	–	3	4.0
51MPVR89R53M	–		89	3 1/2"	35	6×φ13	5×φ12	–	3	4.4

Part Number		Skirt	Gauge Diameter		Gauge Angle (°)	Gauge Button No × Dia(mm)	Face Button No × Dia(mm)	Blow Hole		Weight(kg)
Round	Semi Ballistic		(mm)	(in)				Side	Face	
51MPVS89R55M	51MPVS89BB55M		89	3 1/2"	35	8×φ12	6×φ12	–	4	4.0
51MPVS102R55M	–		102	4"	35	8×φ14	6×φ14	–	4	5.1
51MPVS115R55M	–		115	4"1/2"	35	8×φ14	8×φ14	–	4	6.6
51MPVS127R55M	–		127	5"	35	8×φ16	4×φ16, 4×φ14	–	4	8.6
51MPVR89R55M	51MPVR89BB55M		89	3 1/2"	35	8×φ12	6×φ12	–	4	4.3
51MPVR102R55M	–		102	4"	35	8×φ14	6×φ14	–	4	6.4
51MPVR115R55M	–		115	4"1/2"	35	8×φ14	8×φ14	–	4	8.4
51MPVR127R55M	–		127	5"	35	8×φ16	4×φ16, 4×φ14	–	4	11.0

BENCH & LONG HOLE DRILLING EQUIPMENT

T51 SERIES (2'') (Recommended Gauge diameter $\phi 89$ – $\phi 127$)



Button Bit with Convex Type 85



Part Number	Skirt	Gauge Diameter		Gauge Angle [°]	Gauge Button No × Dia(mm)	Face Button No × Dia(mm)	Blow Hole		Weight(kg)
		(mm)	(in)				Side	Face	
51MPWS89SA85H		89	3 1/2"	20–40	8× $\phi 12$	6× $\phi 12$	2	2	4.3
51MPVS102SA85H		102	4"	20–40	8× $\phi 12$	7× $\phi 12$	–	2	5.2
51MPVS115SA85H		115	4 1/2"	20–40	8× $\phi 14$	8× $\phi 12$	–	2	6.8



Cross Bit



Part Number	Gauge Diameter		Carbide size W×H(mm)	Blow hole		Weight(kg)
	(mm)	(in)		Side	Face	
51MX102S	102	4"	13×22	4	1	4.8



Reaming Bit Integration model



Part Number	Gauge Diameter		Gauge Angle [°]	Gauge Button No × Dia(mm)	Face Button No × Dia(mm)	Blow hole			Weight(kg)
	(mm)	(in)				Side	Face	Reverse	
WI51MPJ152R-D	152	6"	35°	9× $\phi 14$	11× $\phi 14$	–	3	1	10.6

Round Rod




Part Number	Thread		Outside Diameter		Length		Weight(kg)
			(mm)	(in)	(mm)	(ft/in)	
ER51M51-3660	T51	T51	51	2"	3660	12'	49.6
ER51M51-4880					4880	16'	67.1
ER51M51-6100					6100	20'	82.9

Male / Female Rod



Part Number	Thread		Outside Diameter		Length		Weight(kg)
			(mm)	(in)	(mm)	(ft/in)	
ER51M51MF-1525	T51	T51	51	2"	1525	5'	22.0
ER51M51MF-1830					1830	6'	26.4
ER51M51MF-3660F					3660	12'	52.8
ER51M51MF-3660H					3660	12'	52.8
ER51M51MF-4270F					4270	14'	61.6
ER51M51MF-4270H					4270	14'	61.6
ER51M51MF-6100H					6100	20'	82.9




Coupling / Cross Over Coupling

Part Number	Thread		Outside Diameter		Length		Weight(kg)
			(mm)	(in)	(mm)	(ft/in)	
CM51	T51	T51	72	2 7/8"	235	9 1/4"	4.4
CM51-2			77	3"	235	9 1/4"	5.5
CM51F			72	2 7/8"	250	9 27/32"	5.5

Part Number	Thread		Outside Diameter		Length		Weight(kg)
			(mm)	(in)	(mm)	(ft/in)	
CM51M45	T51	T45	72	2 7/8"	240	9 1/2"	5.0

BENCH & LONG HOLE DRILLING EQUIPMENT

GT60 SERIES (2 1/4") (Recommended Gauge diameter $\phi 92$ – $\phi 152$)



Various type of products are being released. Please feel free to contact us.



Button Bit with Groove Type 23



Part Number	Skirt	Gauge Diameter		Gauge Angle (°)	Gauge Button	Face Button	Blow Hole		Weight(kg)
		(mm)	(in)		No × Dia(mm)	No × Dia(mm)	Side	Face	
60GMPVS102R23M		102	4"	35	9× $\phi 13$	7× $\phi 13$	–	3	6.8
60GMPVS115R23M		115	4" 1/2"	35	9× $\phi 14$	7× $\phi 14$	–	3	8.6
60GMPVS127R23M		127	5"	35	9× $\phi 16$	7× $\phi 16$	–	3	9.4
60GMPVS140R23M		140	5 1/2"	35	9× $\phi 16$	8× $\phi 16$	–	3	12.3
60GMPVS152R23M		152	6"	35	9× $\phi 16$	12× $\phi 14$	–	3	15.5
60GMPVR102R23M		102	4"	35	9× $\phi 13$	7× $\phi 13$	–	3	8.1
60GMPVR115R23M		115	4" 1/2"	35	9× $\phi 14$	7× $\phi 14$	–	3	9.2
60GMPVR127R23M		127	5"	35	9× $\phi 16$	7× $\phi 16$	–	3	14.4
60GMPVR140R23M		140	5 1/2"	35	9× $\phi 16$	8× $\phi 16$	–	3	15.5
60GMPVR152R23M		152	6"	35	9× $\phi 16$	12× $\phi 14$	–	3	18.9



Button Bit Type with Drop Center 53, 55 and 5X



Part Number	Skirt	Gauge Diameter		Gauge Angle (°)	Gauge Button No × Dia(mm)	Face Button No × Dia(mm)	Blow Hole		Weight(kg)
		(mm)	(in)				Side	Face	
60GMPVS140R53M		140	5 1/2"	35	9×φ16	9×φ16	–	3	11.9
60GMPVR140R53M		140	5 1/2"	35	9×φ16	9×φ16	–	3	15.2

Part Number	Skirt	Gauge Diameter		Gauge Angle (°)	Gauge Button No × Dia(mm)	Face Button No × Dia(mm)	Blow Hole		Weight(kg)
		(mm)	(in)				Side	Face	
60GMPVS92R55M		92	3 5/8"	35	8×φ12	6×φ12	–	4	5.6
60GMPVS102R55M		102	4"	35	8×φ14	6×φ14	–	4	7.6
60GMPVS115R55M		115	4" 1/2"	35	8×φ14	8×φ14	–	4	8.4
60GMPVS127R55M		127	5"	35	8×φ16	4×φ16, 4×φ14	–	4	9.5
60GMPVS140R55M		140	5 1/2"	35	8×φ16	8×φ16	–	4	11.9
60GMPVR92R55M		92	3 5/8"	35	8×φ12	6×φ12	–	4	6.2
60GMPVR102R55M		102	4"	35	8×φ14	6×φ14	–	4	7.6
60GMPVR115R55M		115	4" 1/2"	35	8×φ14	8×φ14	–	4	9.6
60GMPVR127R55M		127	5"	35	8×φ16	4×φ16, 4×φ14	–	4	13.5
60GMPVR140R55M		140	5 1/2"	35	8×φ16	8×φ16	–	4	15.2

Part Number	Skirt	Gauge Diameter		Gauge Angle (°)	Gauge Button No × Dia(mm)	Face Button No × Dia(mm)	Blow Hole		Weight(kg)
		(mm)	(in)				Side	Face	
60GMPVS152R5XM		152	6"	35	10×φ16	3×φ14, 6×φ16	–	4	15.4
60GMPVR152R5XM		152	6"	35	10×φ16	3×φ14, 6×φ16	–	4	18.8


Male / Female Rod



Part Number	Thread		Outside Diameter		Length		Weight(kg)
			(mm)	(in)	(mm)	(ft/in)	
ER60GM60MF-3660F	GM60	GM60	60	2 1/4"	3660	12'	74.4
ER60GM60MF-4270F					4270	14'	86.0
ER60GM60MF-5490F					5490	18	109.3
ER60GM60MF-6100F					6100	20	121.0

BENCH & LONG HOLE DRILLING EQUIPMENT

ST58 SERIES (2 1/4") (Recommended Gauge diameter $\phi 89-\phi 127$)



Reaming bit / Integration model

Various types of products are being released and are also available for BB(Semi-ballistic) and B(Ballistic).



Button Bit with Flat face Type 15



Part Number	Skirt	Gauge Diameter		Gauge Angle [°]	Gauge Button No × Dia(mm)	Face Button No × Dia(mm)	Blow Hole		Weight(kg)
		(mm)	(in)				Side	Face	
58WDPVS89R15M		89	3 1/2"	35	8× $\phi 13$	6× $\phi 12$	–	2	4.0
58WDPVS102R15M		102	4"	35	8× $\phi 14$	6× $\phi 13$	–	2	5.0



Button Bit with Groove Type 23 and 25



Part Number	Skirt	Gauge Diameter		Gauge Angle [°]	Gauge Button No × Dia(mm)	Face Button No × Dia(mm)	Blow Hole		Weight(kg)
		(mm)	(in)				Side	Face	
58WDPVS89R23M		89	3 1/2"	35	9× $\phi 12$	6× $\phi 12$	–	3	3.9
58WDPVS102R23M		102	4"	35	9× $\phi 13$	7× $\phi 13$	–	3	5.0
58WDPVS115R23M		115	4 1/2"	35	9× $\phi 14$	7× $\phi 14$	–	3	7.0
58WDPVS127R23M		127	5"	35	9× $\phi 16$	7× $\phi 16$	–	3	9.0

Part Number	Skirt	Gauge Diameter		Gauge Angle [°]	Gauge Button No × Dia(mm)	Face Button No × Dia(mm)	Blow Hole		Weight(kg)
		(mm)	(in)				Side	Face	
58WDPVS89R25M		89	3 1/2"	35	8× $\phi 13$	6× $\phi 12$	–	2	3.9
58WDPVS102R25M		102	4"	35	8× $\phi 14$	6× $\phi 13$	–	2	4.9
58WDPVS115R25M		115	4 1/2"	35	8× $\phi 14$	7× $\phi 13$	–	2	6.9
58WDPVS127R25M		127	5"	35	8× $\phi 16$	8× $\phi 14$	–	2	8.9
58WDPVR89R25M		89	3 1/2"	35	8× $\phi 13$	6× $\phi 12$	–	2	5.6
58WDPVR102R25M		102	4"	35	8× $\phi 14$	6× $\phi 13$	–	2	7.8
58WDPVR115R25M		115	4 1/2"	35	8× $\phi 14$	7× $\phi 13$	–	2	10.6
58WDPVR127R25M		127	5"	35	8× $\phi 16$	8× $\phi 14$	–	2	12.8



Button Bit with Drop Center Type 55 and 41



Part Number	Skirt	Gauge Diameter		Gauge Angle [°]	Gauge Button No × Dia(mm)	Face Button No × Dia(mm)	Blow Hole		Weight(kg)
		(mm)	(in)				Side	Face	
58WDPVR89R55M		89	3 1/2"	35	8×φ12	6×φ12	–	4	5.4
58WDPVR102R55M		102	4"	35	8×φ14	6×φ14	–	4	7.6
58WDPVR115R55M		115	4 1/2"	35	8×φ14	8×φ14	–	4	10.4
58WDPVR127R55M		127	5"	35	8×φ16	4×φ16, 4×φ14	–	4	12.6

Part Number	Skirt	Gauge Diameter		Gauge Angle [°]	Gauge Button No × Dia(mm)	Face Button No × Dia(mm)	Blow Hole		Weight(kg)
		(mm)	(in)				Side	Face	
58WDPVS89BB41M		89	3 1/2"	35	8×φ13	6×φ12	–	4	3.8
58WDPVS102BB41M		102	4"	35	10×φ13	8×φ13	–	4	5.0
58WDPVS115BB41M		115	4 1/2"	35	10×φ14	8×φ14	–	4	6.4
58WDPVS127BB41M		127	5"	35	10×φ16	4×φ16, 4×φ14	–	4	8.6
58WDPVG89R41M		89	3 1/2"	35	8×φ13	6×φ12	–	4	3.9
58WDPVG89BB41M		89	3 1/2"	35	8×φ13	6×φ12	–	4	3.9



Button Bit with Convex Type 85



Part Number	Skirt	Gauge Diameter		Gauge Angle [°]	Gauge Button No × Dia(mm)	Face Button No × Dia(mm)	Blow Hole		Weight(kg)
		(mm)	(in)				Side	Face	
58WDPVS102BB85H		102	4"	20–40	8×φ12	7×φ12	–	2	5.0
58WDPVS115BB85H		115	4 1/2"	20–40	8×φ14	8×φ12	–	2	6.6
58WDPVS127BB85H		127	5"	20–40	8×φ14	4×φ14, 5×φ12	–	2	8.6



Reaming Bit integration model




Part Number	Gauge Diameter		Gauge Angle [°]	Gauge Button No × Dia(mm)	Face Button No × Dia(mm)	Blow Hole		Weight(kg)
	(mm)	(in)				Side	Face	
WI58WDP127BB-80	127	5"	30	9×φ12	3×φ12	–	3	9.5
WI58WDP152BB-80	152	6"	30	9×φ16	6×φ16	–	3	11.8
WI58WDP203BB-140	203	8"	35	9×φ16	6×φ14	–	3	20.5

Part Number	Gauge Diameter		Gauge Angle [°]	Gauge Button No × Dia(mm)	Face Button No × Dia(mm)	Blow Hole		Weight(kg)
	(mm)	(in)				Side	Face	
WI58WDP117R-75R	117	4 5/8"	35	8×φ13	4×φ13, 3×φ8	–	2	6.9
WI58WDP170R-110R	170	6 3/4"	35	9×φ16	9×φ16, 5×φ12	–	3	16.5

BENCH & LONG HOLE DRILLING EQUIPMENT

ST68 SERIES (2 3/4") (Recommended Gauge diameter ϕ 102- ϕ 127)



Reaming bit / Integration model

Various type of products are being released. Please feel free to contact us.



Button Bit with Groove Type 23 and 25



Part Number	Skirt	Gauge Diameter		Gauge Angle [°]	Gauge Button	Face Button	Blow Hole		Weight(kg)
		(mm)	(in)		No × Dia(mm)	No × Dia(mm)	Side	Face	
68WDPVS102BB23M		102	4"	35	9× ϕ 13	7× ϕ 13	–	3	5.5
68WDPVS115R23M		115	4"1/2"	35	9× ϕ 14	7× ϕ 14	–	3	7.9
68WDPVS127R23M		127	5"	35	9× ϕ 16	7× ϕ 16	–	3	10.3
Part Number	Skirt	Gauge Diameter		Gauge Angle [°]	Gauge Button	Face Button	Blow Hole		Weight(kg)
		(mm)	(in)		No × Dia(mm)	No × Dia(mm)	Side	Face	
68WDPVS102BB25M		102	4"	35	8× ϕ 14	6× ϕ 13	–	2	5.5
68WDPVS115R25M		115	4"1/2"	35	8× ϕ 14	7× ϕ 13	–	2	7.8
68WDPVS127R25M		127	5"	35	8× ϕ 16	8× ϕ 14	–	2	9.8



Button Bit with Drop Center Type 55 and 41



Part Number	Skirt	Gauge Diameter		Gauge Angle (°)	Gauge Button No × Dia(mm)	Face Button No × Dia(mm)	Blow Hole		Weight(kg)
		(mm)	(in)				Side	Face	
68WDPVG102R55M		102	4"	35	8×φ14	6×φ14	–	4	5.7
68WDPVG115R55M		115	4" 1/2"	35	8×φ14	8×φ14	–	4	8.0
68WDPVG127R55M		127	5"	35	8×φ16	4×φ16, 4×φ14	–	4	12.4
Part Number	Skirt	Gauge Diameter (mm)	(in)	Gauge Angle (°)	Gauge Button No × Dia(mm)	Face Button No × Dia(mm)	Side	Face	Weight(kg)
68WDPVS102BB41M		102	4"	35	10×φ13	8×φ13	–	4	5.3
68WDPVS115BB41M		115	4" 1/2"	35	10×φ14	8×φ14	–	4	7.2
68WDPVS127BB41M		127	5"	35	10×φ16	4×φ16, 4×φ14	–	4	10.6
68WDPVG102BB41M		102	4"	35	10×φ13	8×φ13	–	4	5.5
68WDPVG115BB41M		115	4" 1/2"	35	10×φ14	8×φ14	–	4	8.4
68WDPVG127BB41M		127	5"	35	10×φ16	4×φ16, 4×φ14	–	4	11.3



Button Bit with Convex Type 85



Part Number	Skirt	Gauge Diameter		Gauge Angle (°)	Gauge Button No × Dia(mm)	Face Button No × Dia(mm)	Blow Hole		Weight(kg)
		(mm)	(in)				Side	Face	
68WDPVS115BB85H		127	5"	20–40	8×φ14	8×φ12	–	2	7.6
68WDPVS127BB85H		127	5"	20–40	8×φ14	4×φ14, 5×φ12	–	2	10.0



Reaming Bit Integration model



Part Number	Gauge Diameter		Gauge Angle (°)	Gauge Button No × Dia(mm)	Face Button No × Dia(mm)	Blow Hole		Weight(kg)
	(mm)	(in)				Side	Face	
WI68WDP152BB-90	152	6"	30	9×φ16	6×φ16	–	3	10.9
WI68WDP203BB-140	203	8"	35	9×φ16	9×φ16	–	3	20.0
WI68WDP252BB-140	252	9" 15/16"	35	9×φ16	15×φ16	–	3	35.2

Recovery pike for ST58 and ST68



Part Number	Outside Diameter		Length		Weight(kg)
	(mm)	(in)	(mm)	(ft/in)	
FTM-58WD-GR78	78	3"	260	10 1/4"	3.4
FTM-68WD-GR88-2	88	3" 1/2"	260	10 1/4"	6.2



SHANK ADAPTER

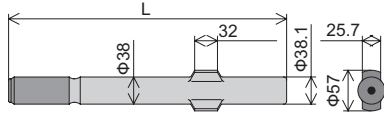
EPIROC	62
FURUKAWA	66
GARDNER DENVER	69
INGERSOLL RAND	70
MONTABERT	72
SANDVIK / TAMROCK	73
SECOMA	77
KRUPP	77
TOYO	77



SHANK ADAPTER

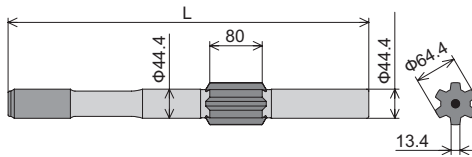
EPIROC

BBC 54, BBC 120



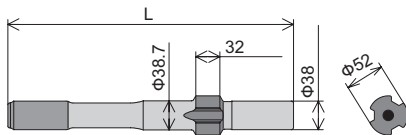
Thread	Length(L) [mm]	Flushing tube dia [mm]	Weight [Kg]	Part number
R32	380	10	3.1	S32R32CBC
R38	390	10	3.3	S32R38DBD
T38	390	10	3.3	S32M38BD

BBE 57



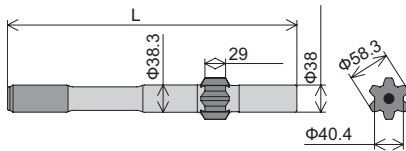
Thread	Length(L) [mm]	Flushing tube dia [mm]	Weight [Kg]	Part number
R38	447	14	5.0	S58R38AB
T38	537	14	5.8	S58M38AD
T45	550	14	6.2	S58M45AE

COP 125, COP 130, COP 131



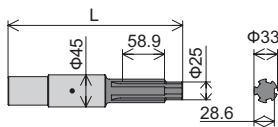
Thread	Length(L) [mm]	Flushing tube dia [mm]	Weight [Kg]	Part number
R32	380	14	2.7	S64R32CAA
T38	380	14	2.9	S64M38AA

COP 131EB



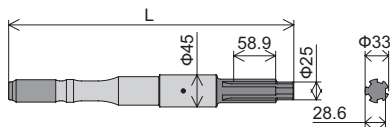
Thread	Length(L) [mm]	Flushing tube dia [mm]	Weight [Kg]	Part number
T38	406	14	3.3	S190M38AA

COP 1028 Female thread



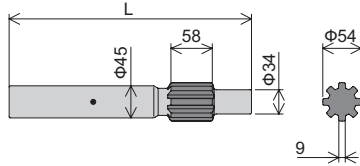
Thread	Length(L) [mm]	Flushing tube dia [mm]	Weight [Kg]	Part number
R25F	245	SF	1.8	S100R25FSFB
R28F	245	SF	1.7	S100R28FSFB

COP 1028



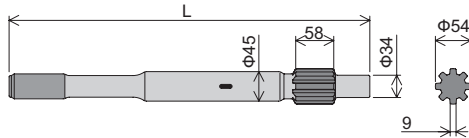
Thread	Length(L) [mm]	Flushing tube dia [mm]	Weight [Kg]	Part number
R28	400	SF	1.4	S100R28SFA
R32	400	SF	2.8	S100R32CSFA

COP 1032 Female thread



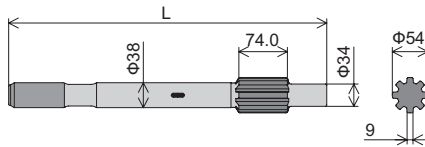
Thread	Length(L) [mm]	Flushing tube dia [mm]	Weight [Kg]	Part number
R32F	340	SF	3.6	S462R32FSFAG

COP 1032



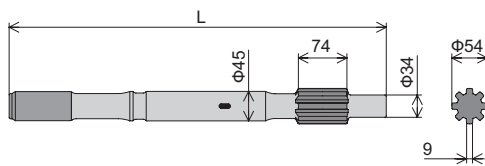
Thread	Length(L) [mm]	Flushing tube dia [mm]	Weight [Kg]	Part number
R32	550	SF	5.0	S87R32SFDG
T38	550	SF	5.3	S87M38SFDG

COP 1036, COP 1038, COP 1238-(38)



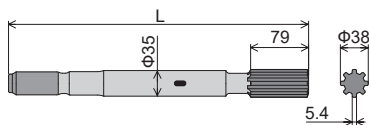
Thread	Length(L) [mm]	Flushing tube dia [mm]	Weight [Kg]	Part number
R32	485	SF	4.0	S80R32SFB
R38	485	SF	4.3	S80R38SFB
T38	485	SF	4.3	S80M38SFB
R32	500	SF	4.1	S80R32CSFCG
T38	500	SF	4.4	S80M38SFC
R32	575	SF	4.7	S80R32SFEGZ
R38	575	SF	5.0	S80R38SFEGZ
T38	575	SF	5.0	S80M38SFEGZ

COP 1036, COP 1038, COP 1238-(45)



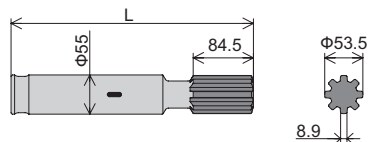
Thread	Length(L) [mm]	Flushing tube dia [mm]	Weight [Kg]	Part number
R32	575	SF	5.2	S80R32ZSFEGZ
R38	575	SF	5.6	S80R38ZSFEGZ
T38	575	SF	5.6	S80M38ZSFEGZ
T45	575	SF	5.9	S80M45SFEGZ

COP 1132, COP RR11



Thread	Length(L) [mm]	Flushing tube dia [mm]	Weight [Kg]	Part number
R32	410	SF	2.6	S382R32SFAGH
R32	500	SF	3.0	S382R32SFBGH

COP 1432, COP 1532 Female thread

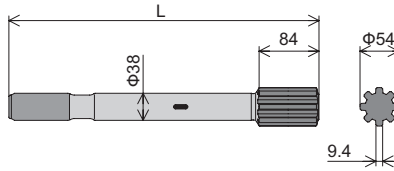


Thread	Length(L) [mm]	Flushing tube dia [mm]	Weight [Kg]	Part number
R32F	340	SF	4.3	S285R32SFSA
R38F	340	SF	4.5	S285R38SFSA

SHANK ADAPTER

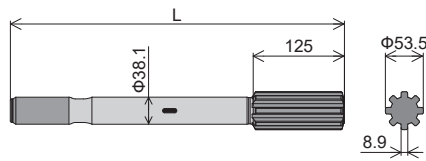
EPIROC

COP 1432, 1440, 1532, 1550, 1638, 1838, 2238 and + version



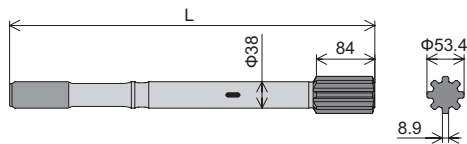
Thread	Length[L] [mm]	Flushing tube dia [mm]	Weight [Kg]	Part number
R32	435	SF	3.5	S48R32SFAGH-FS
R38	435	SF	4.0	S48R38SFAGH-FS
T38	435	SF	4.0	S48M38SFAGH-FS
R32	525	SF	4.3	S48R32SFBGH-FS
R38	525	SF	4.6	S48R38SFBGH-FS
T38	525	SF	4.5	S48M38SFBGH-FS

COP MD20



Thread	Length[L] [mm]	Flushing tube dia [mm]	Weight [Kg]	Part number
R38	470	SF	4.5	S411R38SFAGH-FS
T38	470	SF	4.5	S411M38SFAGH-FS

COP 1638, COP 1838AW



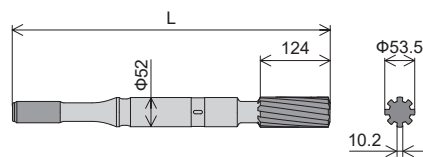
Thread	Length[L] [mm]	Flushing tube dia [mm]	Weight [Kg]	Part number
T38	525	SF	4.5	S316M38SFA

COP 1838MUX/HUX and +version



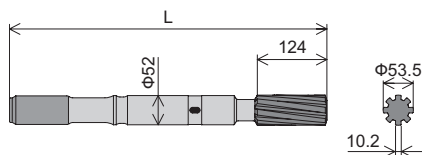
Thread	Length[L] [mm]	Flushing tube dia [mm]	Weight [Kg]	Part number
T38	730	SF	9.6	S360M38SFAP
T45	730	SF	10.2	S360M45SFAP
T51	730	SF	10.6	S360M51SFAP

COP 1240,1640, 1840, 1850,2150,2550 and + version COP SC16, SC19, SC 25-HF



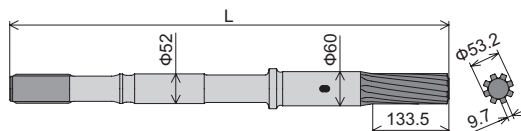
Thread	Length[L] [mm]	Flushing tube dia [mm]	Weight [Kg]	Part number
T38	565	SF	6.8	S293M38SFA

COP 1840, 1850, 2150, 2550 and + version



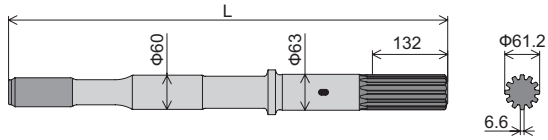
Thread	Length[L] [mm]	Flushing tube dia [mm]	Weight [Kg]	Part number
T45	565	SF	7.1	S293M45SFA
T51	565	SF	7.3	S293M51SFA

COP 1240EX, 1640EX, 1840EX, 1850EX, 2150EX, 2550EX, COP SC19X, SC 25X-HF



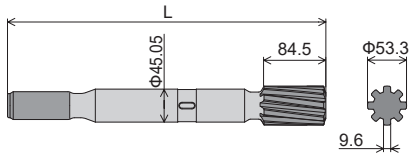
Thread	Length[L] [mm]	Flushing tube dia [mm]	Weight [Kg]	Part number
T38	770	SF	10.9	S301M38SFAG
T45	770	SF	11.2	S301M45SFAG
T51	770	SF	12.7	S301M51SFAG

COP 2160EX, 2560EX



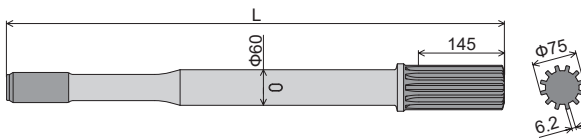
Thread	Length(L) [mm]	Flushing tube dia [mm]	Weight [Kg]	Part number
T51	770	SF	13.6	S312M51SFA
T45	770	SF	13.1	S312M45SFA
GT60	770	SF	14.3	S312GM60SFA

COP 3038, 4038



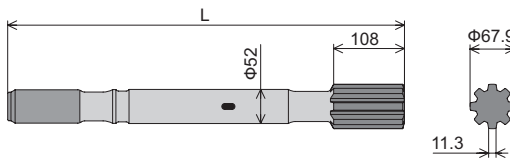
Thread	Length(L) [mm]	Flushing tube dia [mm]	Weight [Kg]	Part number
T38	435	SF	4.7	S386M38SFAP
T45	435	SF	5.0	S386M45SFAP

COP 3060MEX



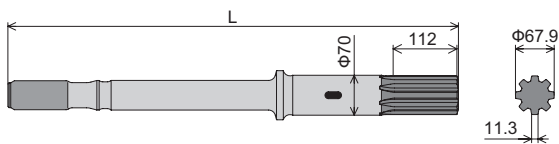
Thread	Length(L) [mm]	Flushing tube dia [mm]	Weight [Kg]	Part number
T51	840	SF	15.8	S370M51SFAG-FS

COP 4050(L)



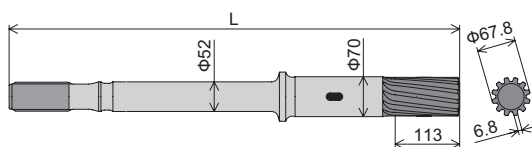
Thread	Length(L) [mm]	Flushing tube dia [mm]	Weight [Kg]	Part number
T51	605	SF	9.3	S334M51SFA

COP 4050EX



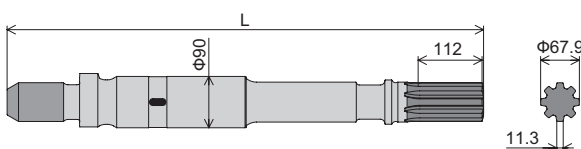
Thread	Length(L) [mm]	Flushing tube dia [mm]	Weight [Kg]	Part number
T51	790	SF	14.8	S343M51SFAG

COP4050EX (Spiral)



Thread	Length(L) [mm]	Flushing tube dia [mm]	Weight [Kg]	Part number
T51	790	SF	15.0	S299M51SFAG

COP 4050MUX

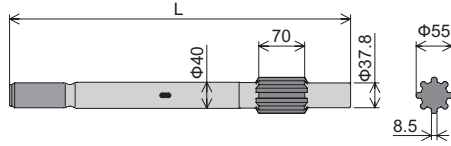


Thread	Length(L) [mm]	Flushing tube dia [mm]	Weight [Kg]	Part number
WD58	835	SF	26.0	S284WD58SFAG
WD68	835	SF	27.1	S284WD68SFAG

SHANK ADAPTER

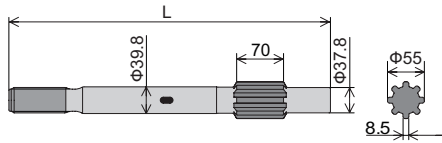
FURUKAWA

HD 150



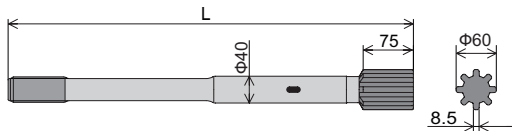
Thread	Length(L) [mm]	Flushing tube dia [mm]	Weight [Kg]	Part number
R38	520	SF	5.0	S110R38SFAG
T38	520	SF	5.0	S110M38SFAG

HD 190



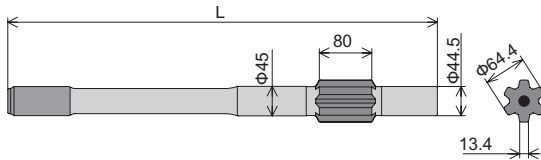
Thread	Length(L) [mm]	Flushing tube dia [mm]	Weight [Kg]	Part number
R38	480	SF	4.6	S166R38SFAG
T38	480	SF	4.6	S166M38SFAG

HD 210



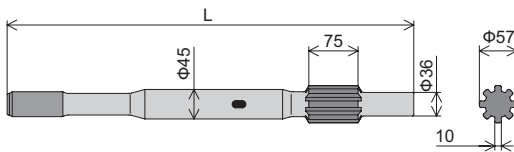
Thread	Length(L) [mm]	Flushing tube dia [mm]	Weight [Kg]	Part number
R38	605	SF	5.9	S244R38SFAG
T38	605	SF	5.9	S244M38SFAG

HD 300



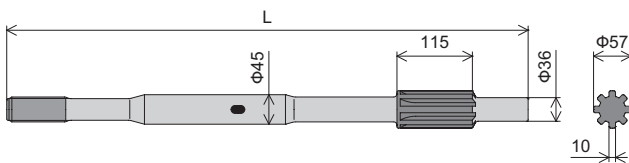
Thread	Length(L) [mm]	Flushing tube dia [mm]	Weight [Kg]	Part number
T38	655	16	6.1	S62M38AA
T45	655	16	6.8	S62M45AA

HD 609



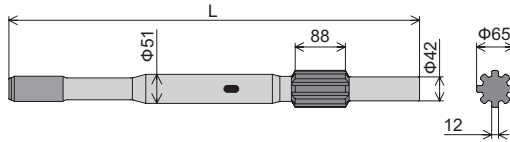
Thread	Length(L) [mm]	Flushing tube dia [mm]	Weight [Kg]	Part number
T38	620	SF	5.7	S142M38SFAG
T45	620	SF	6.4	S142M45SFAG
T38	690	SF	6.4	S142M38SFBG
T45	690	SF	7.2	S142M45SFBG

HD 609RP



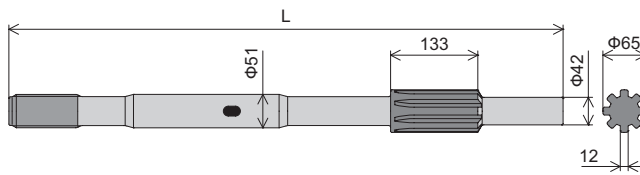
Thread	Length(L) [mm]	Flushing tube dia [mm]	Weight [Kg]	Part number
R32	795	SF	7.7	S116R32SFAG
T38	795	SF	7.9	S116M38SFAG
T45	795	SF	8.3	S116M45SFAG
T38	865	SF	8.4	S116M38SFBG
T45	865	SF	8.8	S116M45SFBG

HD 612



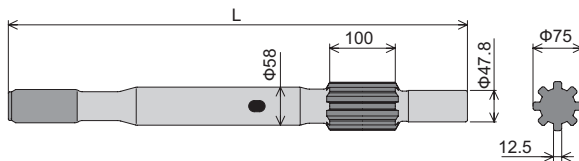
Thread	Length(L) [mm]	Flushing tube dia [mm]	Weight [Kg]	Part number
T38	710	SF	8.8	S173M38SFC
T45	710	SF	9.2	S173M45SFC
T51	710	SF	9.8	S173M51SFC

HD 612RP



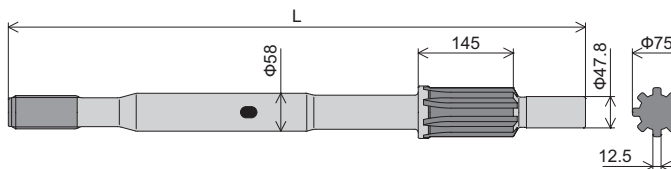
Thread	Length(L) [mm]	Flushing tube dia [mm]	Weight [Kg]	Part number
T38	845	SF	10.6	S117M38SFAG
T45	845	SF	11.0	S117M45SFAG
T51	845	SF	11.7	S117M51SFAG
T38	885	SF	10.9	S117M38SFBG
T45	885	SF	11.4	S117M45SFBG
T51	905	SF	12.4	S117M51SFDG

HD 615



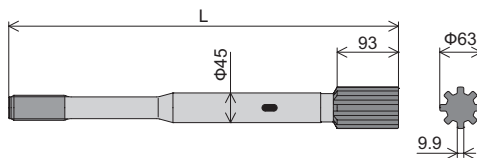
Thread	Length(L) [mm]	Flushing tube dia [mm]	Weight [Kg]	Part number
T45	700	SF	10.7	S123M45SFAG
T51	700	SF	11.7	S123M51SFAG
T51	880	SF	14.0	S123M51SFBG

HD 615RP



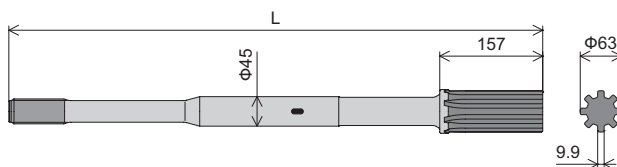
Thread	Length(L) [mm]	Flushing tube dia [mm]	Weight [Kg]	Part number
T45	880	SF	14.0	S126M45SFAG
T51	880	SF	14.7	S126M51SFAG

HD 709



Thread	Length(L) [mm]	Flushing tube dia [mm]	Weight [Kg]	Part number
T38	590	SF	6.2	S237M38SFAG
T45	590	SF	6.8	S237M45SFAG
T38	620	SF	6.5	S237M38SFBG
T45	620	SF	7.0	S237M45SFBG

HD 709RP

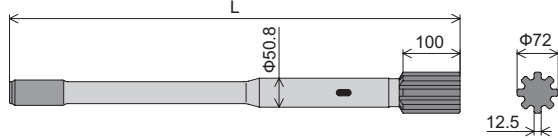


Thread	Length(L) [mm]	Flushing tube dia [mm]	Weight [Kg]	Part number
T38	785	SF	8.8	S245M38SFBG
T45	785	SF	9.2	S245M45SFBG
T38	814	SF	9.1	S245M38SFAG
T45	814	SF	9.5	S245M45SFAG

SHANK ADAPTER

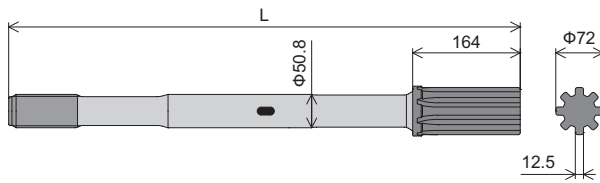
FURUKAWA

HD 712



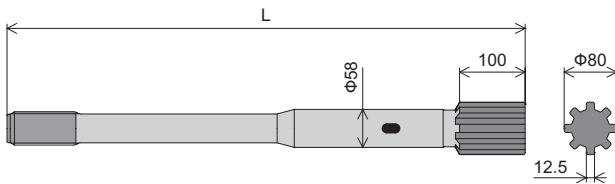
Thread	Length(L) [mm]	Flushing tube dia [mm]	Weight [Kg]	Part number
T45	592	SF	8.4	S222M45SFAG
T51	592	SF	8.7	S222M51SFAG
T45	790	SF	9.9	S222M45SFBG
T51	790	SF	10.8	S222M51SFBG

HD 712RP



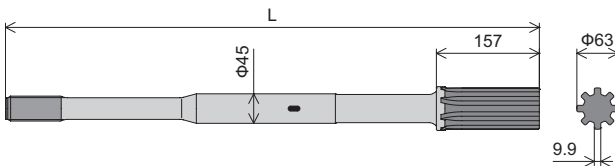
Thread	Length(L) [mm]	Flushing tube dia [mm]	Weight [Kg]	Part number
T45	787	SF	11.9	S221M45SFAG
T51	787	SF	14.6	S221M51SFAG
T45	885	SF	12.7	S221M45SFBG
T51	885	SF	13.1	S221M51SFBG

HD 715



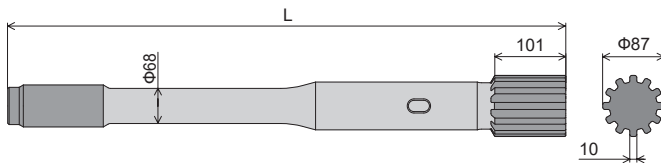
Thread	Length(L) [mm]	Flushing tube dia [mm]	Weight [Kg]	Part number
T45	790	SF	12.0	S238M45SFAG
T51	790	SF	12.7	S238M51SFAG

HD 818RP



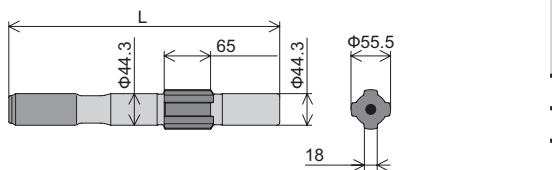
Thread	Length(L) [mm]	Flushing tube dia [mm]	Weight [Kg]	Part number
T38	814	SF	9.1	S401M38SFAG
T45	814	SF	9.5	S401M38SFAG

HD 836



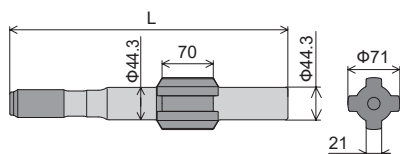
Thread	Length(L) [mm]	Flushing tube dia [mm]	Weight [Kg]	Part number
GT60	794	SF	16.9	S433GM60SFAG

PD 200



Thread	Length(L) [mm]	Flushing tube dia [mm]	Weight [Kg]	Part number
T38	380	14	3.6	S51M38AB
T38	446	14	4.0	S51M38AG

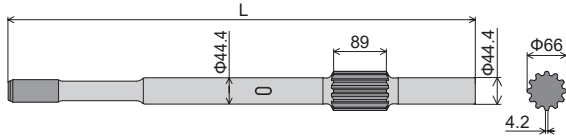
PD 200



Thread	Length(L) [mm]	Flushing tube dia [mm]	Weight [Kg]	Part number
T45	460	14	5.4	S50M45AD
R38	485	14	5.3	S50R38AB
T38	485	14	5.2	S50M38AB
T45	485	14	5.4	S50M45AB

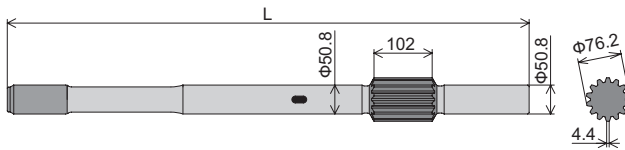
GARDNER DENVER

HPR-45



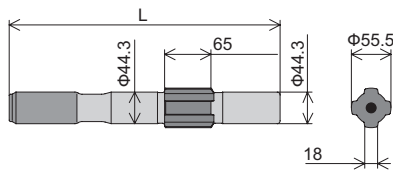
Thread	Length(L) [mm]	Flushing tube dia [mm]	Weight [Kg]	Part number
T38	770	SF	8.9	S364M38SFAG
T45	770	SF	9.4	S364M45SFAG

HPR 2



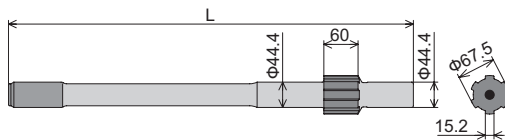
Thread	Length(L) [mm]	Flushing tube dia [mm]	Weight [Kg]	Part number
T51	915	SF	14.3	S267M51SFAGZ

PR 123, VL 120, VL 140



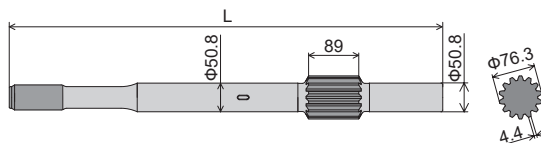
Thread	Length(L) [mm]	Flushing tube dia [mm]	Weight [Kg]	Part number
R32	380	14	3.7	S51R32AB
R38	380	14	3.8	S51R38AB
T38	380	14	3.6	S51M38AB
T45	380	14	4.0	S51M45AB
T38	446	14	4.0	S51M38AG

PR 66



Thread	Length(L) [mm]	Flushing tube dia [mm]	Weight [Kg]	Part number
T38	710	16	4.8	S75M38AA
T45	710	16	5.8	S75M45AA

HPR 51

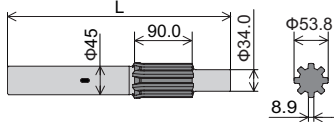


Thread	Length(L) [mm]	Flushing tube dia [mm]	Weight [Kg]	Part number
T45	769	SF	11.6	S356M45SFAG
T51	769	SF	12.1	S356M51SFAG

SHANK ADAPTER

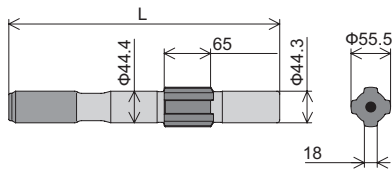
INGERSOLL RAND

Hydrastar 200 Female thread



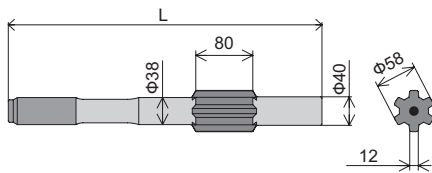
Thread	Length(L) [mm]	Flushing tube dia [mm]	Weight [Kg]	Part number
R32F	351	SF	3.2	S109R32FSFA

URD 475, URD 550, VL120, EVL 130, VL140, F16



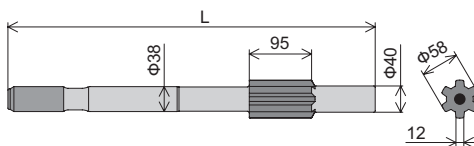
Thread	Length(L) [mm]	Flushing tube dia [mm]	Weight [Kg]	Part number
R32	380	14	3.7	S51R32AB
R38	380	14	3.8	S51R38AB
T38	380	14	3.6	S51M38AB
T45	380	14	4.4	S51M45AB
T38	446	14	4.0	S51M38AG

YH 50, YH 55



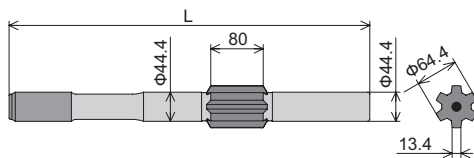
Thread	Length(L) [mm]	Flushing tube dia [mm]	Weight [Kg]	Part number
T38	440	16	3.8	S84M38AA

YH 50 RP, YH 55RP



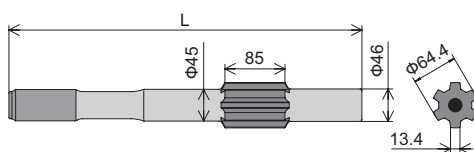
Thread	Length(L) [mm]	Flushing tube dia [mm]	Weight [Kg]	Part number
T38	560	16	5.1	S06M38AB

YH 60A



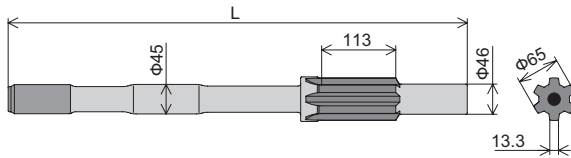
Thread	Length(L) [mm]	Flushing tube dia [mm]	Weight [Kg]	Part number
T38	537	14	5.8	S58M38AD

YH 65, YH 70, YH 80



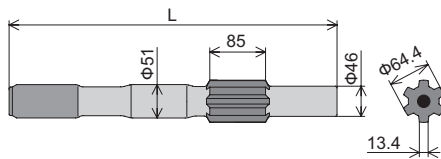
Thread	Length(L) [mm]	Flushing tube dia [mm]	Weight [Kg]	Part number
T38	480	19	5.0	S63M38AB
T45	480	19	5.5	S63M45AB
T38	500	19	5.2	S63M38AC
T45	500	19	5.5	S63M45AC

YH 65 RP, YH 70 RP, YH 80 RP



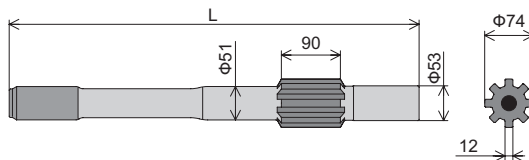
Thread	Length(L) [mm]	Flushing tube dia [mm]	Weight [Kg]	Part number
T38	700	19	8.0	S25M38AA
T45	700	19	8.1	S25M45AA

YH 80A



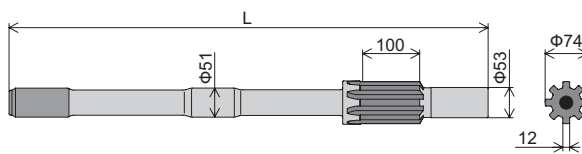
Thread	Length(L) [mm]	Flushing tube dia [mm]	Weight [Kg]	Part number
T45	495	19	6.0	S198M45AA
T51	500	19	6.3	S198M51AB

YH 95, YH 100



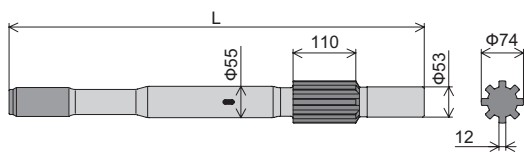
Thread	Length(L) [mm]	Flushing tube dia [mm]	Weight [Kg]	Part number
T51	625	23	8.3	S09M51AA

YH 95 RP, YH 100 RP



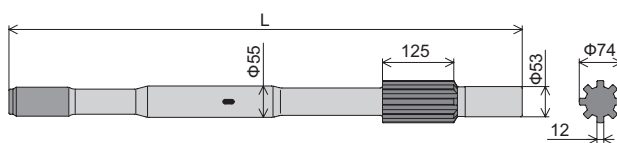
Thread	Length(L) [mm]	Flushing tube dia [mm]	Weight [Kg]	Part number
T51	840	23	11.4	S03M51AA

YH 110 V, YH 135



Thread	Length(L) [mm]	Flushing tube dia [mm]	Weight [Kg]	Part number
T45	728	SF	11.6	S127M45SFAG
T51	728	SF	12.0	S127M51SFAG

YH 110 VRP, Y 135 RP

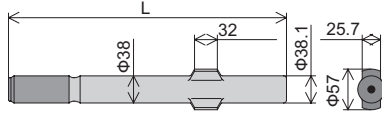


Thread	Length(L) [mm]	Flushing tube dia [mm]	Weight [Kg]	Part number
T51	900	SF	14.8	S128M51SFAG

SHANK ADAPTER

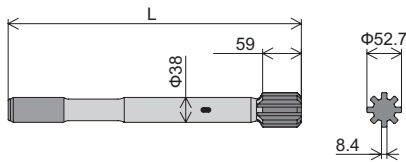
MONTABERT

H 50, H 60, H 70



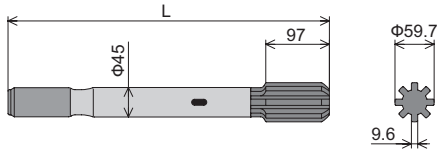
Thread	Length(L) [mm]	Flushing tube dia [mm]	Weight [Kg]	Part number
R32	380	10	3.1	S32R32CBC
R38	390	10	3.3	S32R38DBD
T38	390	10	3.3	S32M38BD

HC 40, HC 50



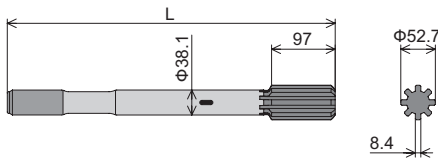
Thread	Length(L) [mm]	Flushing tube dia [mm]	Weight [Kg]	Part number
R32	372	SF	3.0	S77R32SFDG
R38	372	SF	3.2	S77R38SFDG
T38	372	SF	3.2	S77M38SFDG

HC 80, HC 120



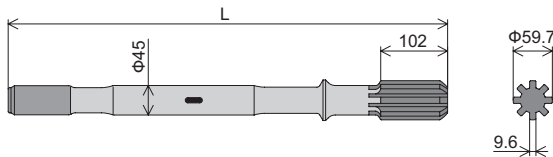
Thread	Length(L) [mm]	Flushing tube dia [mm]	Weight [Kg]	Part number
T38	490	SF	5.8	S209M38SFAG
T45	490	SF	5.7	S209M45SFAG

HC 80, HC 90, HC 105, HC 120



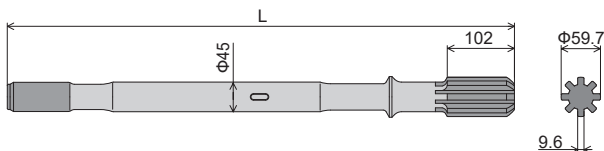
Thread	Length(L) [mm]	Flushing tube dia [mm]	Weight [Kg]	Part number
R32	440	SF	3.6	S73R32SFBG
R38	440	SF	4.0	S73R38DSFBG
T38	440	SF	4.0	S73M38SFBG
T38	500	SF	4.3	S73M38SFAG

HC 80 RP, HC 110 RP, HC 120 RP, HC 150 RP, HC 155 RP, HC 158 RP



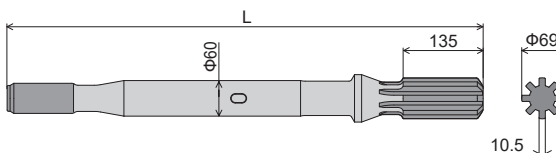
Thread	Length(L) [mm]	Flushing tube dia [mm]	Weight [Kg]	Part number
T38	670	SF	7.4	S70M38SFAG
T45	670	SF	7.5	S70M45SFAG

HC 80 RP, HC 105 RP, HC 107 RP, HC 108 RP, HC 109 RP



Thread	Length(L) [mm]	Flushing tube dia [mm]	Weight [Kg]	Part number
T45	770	SF	7.5	S383M45SFAG

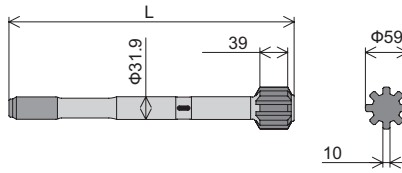
HC 160, HC 170



Thread	Length(L) [mm]	Flushing tube dia [mm]	Weight [Kg]	Part number
T51	803	SF	15.1	S329M51SFAG-FS

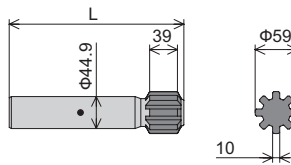
SANDVIK / TAMROCK

HL 300



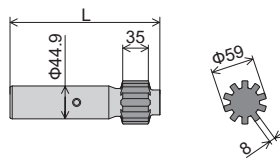
Thread	Length(L) [mm]	Flushing tube dia [mm]	Weight [Kg]	Part number
R32	400	SF	2.6	S292R32SFAG

HL 300S Female thread



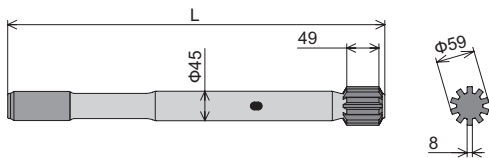
Thread	Length(L) [mm]	Flushing tube dia [mm]	Weight [Kg]	Part number
R32F	245	SF	2.6	S150R32FSFAG

RD 308, RD 314, RD 414 Female thread



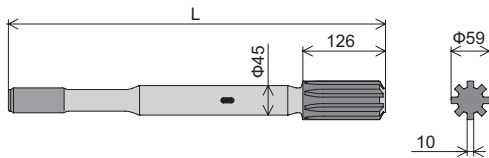
Thread	Length(L) [mm]	Flushing tube dia [mm]	Weight [Kg]	Part number
R32F	205	SF	2.1	S427R32FSFAG-FS

HLX 5, HLX 5T, HFX 5T, RDX 5



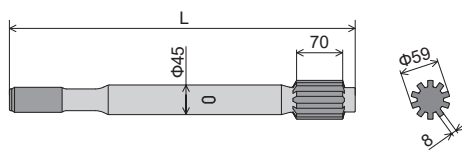
Thread	Length(L) [mm]	Flushing tube dia [mm]	Weight [Kg]	Part number
R32	500	SF	5.4	S268R32SFAGH-FS
R38	500	SF	5.4	S268R38SFAGH-FS
T38	500	SF	5.4	S268M38SFAGH-FS
R32	575	SF	5.7	S268R32SFBGH-FS
T38	575	SF	5.8	S268M38SFBGH-FS
T45	575	SF	6.3	S268M45SFBGH-FS

HLX 5 PE, RDX 5 PE



Thread	Length(L) [mm]	Flushing tube dia [mm]	Weight [Kg]	Part number
T38	575	SF	6.3	S330M38SFAGH-FS
T45	575	SF	6.7	S330M45SFAGH-FS

RD 520, RD 525

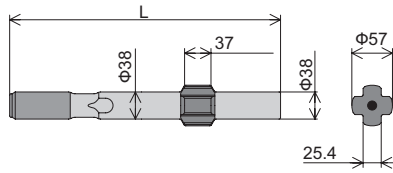


Thread	Length(L) [mm]	Flushing tube dia [mm]	Weight [Kg]	Part number
T38	525	SF	5.7	S348M38SFAGH-FS
T45	525	SF	6.2	S348M45SFAGH-FS

SHANK ADAPTER

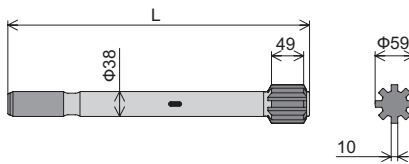
SANDVIK / TAMROCK

HL 438, HL 538



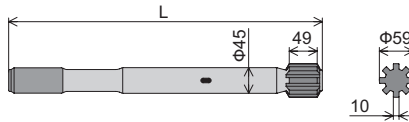
Thread	Length(L) [mm]	Flushing tube dia [mm]	Weight [Kg]	Part number
R38	450	SF	4.0	S39R38SFDG
T38	455	SF	4.1	S39M38SFDG

HL 500S, HL 510S, HL 510B, HL 510LH



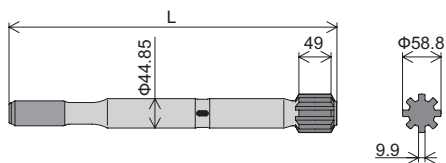
Thread	Length(L) [mm]	Flushing tube dia [mm]	Weight [Kg]	Part number
R32	460	SF	3.8	S12R32SFAGH-FS
R38	460	SF	4.1	S12R38SFAGH-FS
T38	460	SF	4.1	S12M38SFAGH-FS
R38	500	SF	4.4	S12R38SFDGH-FS
T38	500	SF	4.4	S12M38SFDGH-FS
R32	550	SF	4.4	S12R32SFBGH-FS
R38	550	SF	4.8	S12R38SFBGH-FS
T38	550	SF	4.8	S12M38SFBGH-FS

HL 500, HL 510, HL 510S, HL 550S, HL 560S



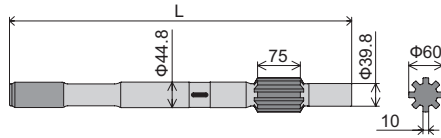
Thread	Length(L) [mm]	Flushing tube dia [mm]	Weight [Kg]	Part number
R38	500	SF	5.4	S12R38ZSFDGH-FS
T38	500	SF	5.4	S12M38ZSFDGH-FS
R32	550	SF	5.6	S12R32ZSFBGH-FS
T38	550	SF	5.7	S12M38ZSFBGH-FS
T45	550	SF	6.1	S12M45ZSFBGH-FS

HL 550S



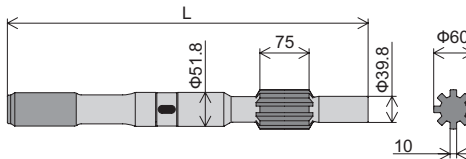
Thread	Length(L) [mm]	Flushing tube dia [mm]	Weight [Kg]	Part number
R38	500	SF	5.4	S155R38SFAG
T38	500	SF	5.3	S155M38SFAG

HL 600, HL 600S



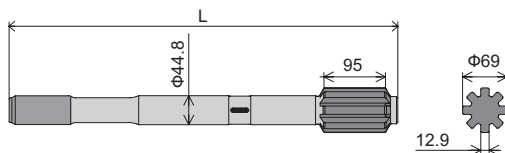
Thread	Length(L) [mm]	Flushing tube dia [mm]	Weight [Kg]	Part number
T45	600	SF	6.6	S17M45SFAG

HL 600-φ52



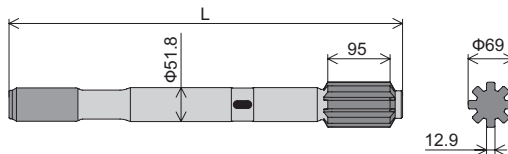
Thread	Length(L) [mm]	Flushing tube dia [mm]	Weight [Kg]	Part number
T51	650	SF	8.5	S215M51SFA

HL 650, HL 700, HL 710, HL 800T, HL 810T, HF 810T, HL 820T, HF 820T



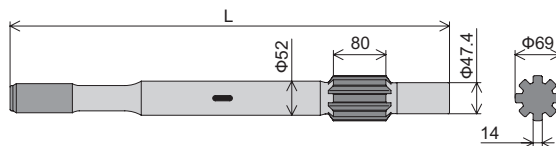
Thread	Length(L) [mm]	Flushing tube dia [mm]	Weight [Kg]	Part number
T45	600	SF	7.5	S240M45SFAG

HL 650, HL 700, HL 710, HL 710 PE, HL 710S PE, HL/HF 810T, HL/HF 820T, HL/HF 810T PE, HL/HF 820T PE, HL 810ST, HL 820ST



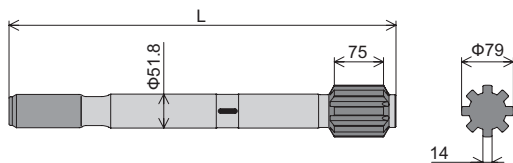
Thread	Length(L) [mm]	Flushing tube dia [mm]	Weight [Kg]	Part number
T38	600	SF	8.4	S196M38SFAG
T45	600	SF	8.6	S196M45SFAG
T51	600	SF	9.1	S196M51SFAG

HL 850S



Thread	Length(L) [mm]	Flushing tube dia [mm]	Weight [Kg]	Part number
T45	600	SF	9.8	S60M45SFB

HL 1000, HL 1000S, HL 1010, HL 1010S

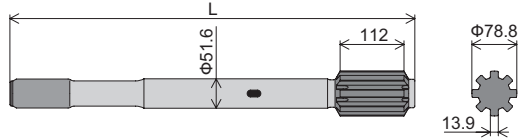


Thread	Length(L) [mm]	Flushing tube dia [mm]	Weight [Kg]	Part number
T45	590	SF	8.6	S13M45SFAG
T51	670	SF	10.6	S13M51SFBG

SHANK ADAPTER

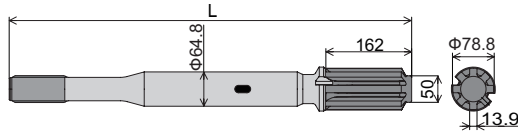
SANDVIK / TAMROCK

HL 1500-52, HL 1500-T52



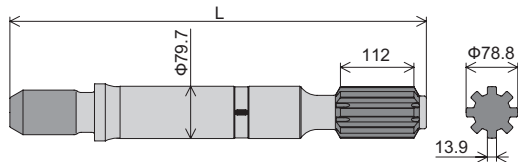
Thread	Length(L) [mm]	Flushing tube dia [mm]	Weight [Kg]	Part number
T45	710	SF	11.1	S283M45SFBG
T51	710	SF	11.5	S283M51SFBG

HL 1500-PE



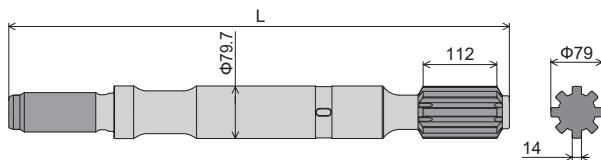
Thread	Length(L) [mm]	Flushing tube dia [mm]	Weight [Kg]	Part number
T51	760	SF	16.1	S298M51SFAG
GT60	760	SF	17.1	S298GM60SFAG

HL 1500-80, 1560-T80, HL 1560ST



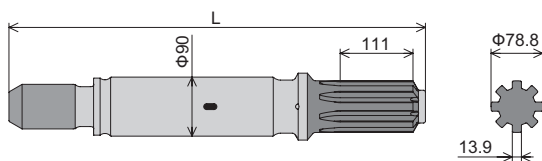
Thread	Length(L) [mm]	Flushing tube dia [mm]	Weight [Kg]	Part number
ST58	635	SF	17.5	S283WD58SFAG
ST68	635	SF	18.5	S283WD68SFAG

HL 1500-80, 1560-T80



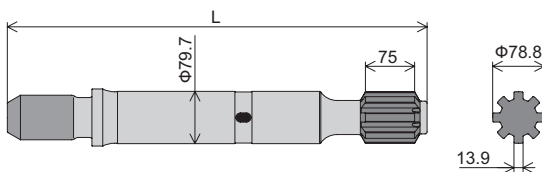
Thread	Length(L) [mm]	Flushing tube dia [mm]	Weight [Kg]	Part number
GT60	760	SF	21.3	S283GM60SFCP

HL 1500ST PE, HL 1560ST PE



Thread	Length(L) [mm]	Flushing tube dia [mm]	Weight [Kg]	Part number
ST58	635	SF	21.6	S332WD58SFAG
ST68	635	SF	22.6	S332WD68SFAG

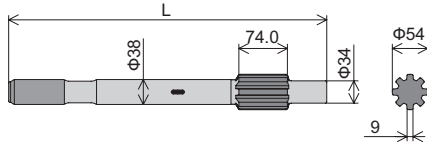
HL 1000 for tube



Thread	Length(L) [mm]	Flushing tube dia [mm]	Weight [Kg]	Part number
ST58	629	SF	18.2	S258WD58SFAG
ST68	629	SF	19.0	S258WD68SFAG

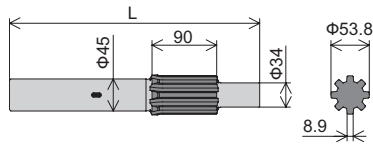
SECOMA

Hydrastar 200, 300, 350 X2



Thread	Length(L) [mm]	Flushing tube dia [mm]	Weight [Kg]	Part number
R32	485	SF	4.3	S80R32SFB
R38	485	SF	4.3	S80R38SFB
M38	485	SF	4.0	S80M38SFB

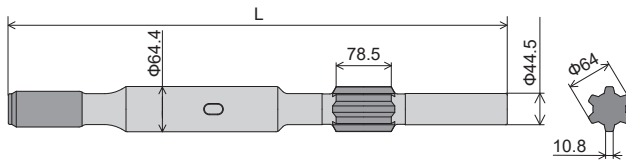
Hydrastar 200(RP)



Thread	Length(L) [mm]	Flushing tube dia [mm]	Weight [Kg]	Part number
R32	351	SF	3.7	S109R32FSFAG

KRUPP

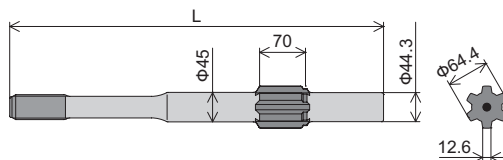
HB 101



Thread	Length(L) [mm]	Flushing tube dia [mm]	Weight [Kg]	Part number
M51	710	SF	11.8	S393M51SFAG

TOYO

TH 500, TH 550



Thread	Length(L) [mm]	Flushing tube dia [mm]	Weight [Kg]	Part number
M38	570	12	5.9	S57M38AB

PART NUMBER INDEX

2					
25RTC35V	23	32RTC41V	30	34NRTPWS48BB23L	35
25RTC38V	23	32RTC45V	30	34NRTPWS48R03M	34
25RTC41V	23	32RTC48V	30	34NRTPWS48R23L	35
25RTC45V	23	32RTC51V	30	34NRTPWS51BB23L	35
25RTPWS33BB06L	22	32RTPVS41BB08M	29	34NRTPWS51R23L	35
25RTPWS33R06L	22	32RTPVS41R08M	29	34NRTPWS54BB23L	35
25RTPWS35BB06M	22	32RTPVS43BB08M	29	34NRTPWS54R23L	35
25RTPWS35R06M	22	32RTPVS43BB23MTX	28	35RTPVS48BB08M	37
25RTPWS37BB06L	22	32RTPVS43R08M	29	35RTPVS48BB23MTX	36
25RTPWS37BB23L	22	32RTPVS45BB08M	29	35RTPVS48R08M	37
25RTPWS37R06L	22	32RTPVS45BB23MTX	28	35RTPVS51BB23MTX	36
25RTPWS37R23L	22	32RTPVS45R08M	29	35RTPVS54BB23MTX	36
25RTPWS38BB06L	22	32RTPVS48BB08M	29	35RTPVS57BB23MTX	36
25RTPWS38BB23L	22	32RTPVS48BB23MTX	28	35RTPWS48BB03M	37
25RTPWS38R06L	22	32RTPVS48R08M	29	35RTPWS48BB06L	37
25RTPWS38R23L	22	32RTPVS51BB23MTX	28	35RTPWS48BB23L	37
25RTPWS41BB06L	22	32RTPVS54BB23MTX	28	35RTPWS48R03M	37
25RTPWS41BB23L	22	32RTPVS57BB23MTX	28	35RTPWS48R06L	37
25RTPWS41R06L	22	32RTPWS41BB03L	28	35RTPWS48R23L	37
25RTPWS41R23L	22	32RTPWS41BB06L	29	35RTPWS51BB03L	37
25RTPWS43BB06L	22	32RTPWS41R03L	28	35RTPWS51BB06L	37
25RTPWS43BB23L	22	32RTPWS41R06L	29	35RTPWS51BB23L	37
25RTPWS43R06L	22	32RTPWS43BB03L	28	35RTPWS51R03L	37
25RTPWS43R23L	22	32RTPWS43BB06L	29	35RTPWS51R06L	37
25RTPWS45BB06L	22	32RTPWS43BB23L	29	35RTPWS51R23L	37
25RTPWS45BB23L	22	32RTPWS43R03M	28	35RTPWS54BB23L	37
25RTPWS45R06L	22	32RTPWS43R06L	29	35RTPWS54R23L	37
25RTPWS45R23L	22	32RTPWS43R23L	29	35RTPWS57BB23L	37
28RTC38V	25	32RTPWS45BB03L	28	35RTPWS57R23L	37
28RTC41V	25	32RTPWS45BB06L	29	35RTPWS64BB23M	37
28RTC43V	25	32RTPWS45BB23L	29	35RTPWS64R23M	37
28RTC45V	25	32RTPWS45R03L	28	38MPVR102BB23M	43
28RTPVS41BB08M	25	32RTPWS45R06L	29	38MPVR102BB25M	43
28RTPVS41R08M	25	32RTPWS45R23L	29	38MPVR102R15M	42
28RTPVS43BB08M	25	32RTPWS48BB03L	28	38MPVR102R23M	43
28RTPVS43R08M	25	32RTPWS48BB06L	29	38MPVR102R25M	43
28RTPVS43R08M	25	32RTPWS48BB23L	29	38MPVR102R55M	43
28RTPVS45BB08M	25	32RTPWS48R03M	28	38MPVR64BB15M	42
28RTPVS45R08M	25	32RTPWS48R06L	29	38MPVR64BB23M	43
28RTPVS48BB08M	25	32RTPWS48R23L	29	38MPVR64BB53M	43
28RTPVS48R08M	25	32RTPWS51BB03L	28	38MPVR64BB55M	43
28RTPWS37BB06L	25	32RTPWS51BB06L	29	38MPVR64R15M	42
28RTPWS37BB23L	25	32RTPWS51BB23L	29	38MPVR64R23M	43
28RTPWS37R06L	25	32RTPWS51R03L	28	38MPVR64R53M	43
28RTPWS37R23L	24	32RTPWS51R06L	29	38MPVR64R55M	43
28RTPWS38BB06L	25	32RTPWS51R23L	29	38MPVR70BB15M	42
28RTPWS38BB23L	25	32RTPWS54BB23L	29	38MPVR70BB23M	43
28RTPWS38R06L	25	32RTPWS54R23L	29	38MPVR70BB53M	43
28RTPWS38R23L	24	32RTPWS57BB23L	29	38MPVR70BB55M	43
28RTPWS41BB06L	25	32RTPWS57R23L	29	38MPVR70R15M	42
28RTPWS41BB23L	25	32RTPWS64BB23M	29	38MPVR70R23M	43
28RTPWS41R06L	25	32RTPWS64R23M	29	38MPVR70R53M	43
28RTPWS41R23L	24	34NRTPVS45BB23MTX	34	38MPVR70R55M	43
28RTPWS43BB06L	25	34NRTPVS48BB23MTX	34	38MPVR76BB15M	42
28RTPWS43BB23L	25	34NRTPVS51BB23MTX	34	38MPVR76BB23M	43
28RTPWS43R06L	25	34NRTPVS54BB23MTX	34	38MPVR76BB53M	43
28RTPWS43R23L	24	34NRTPVS57BB23MTX	34	38MPVR76BB55M	43
28RTPWS45BB06L	25	34NRTPWS45BB03L	34	38MPVR76R15M	42
28RTPWS45BB23L	25	34NRTPWS45BB23L	35	38MPVR76R23M	43
28RTPWS45R06L	25	34NRTPWS45R03L	34	38MPVR76R53M	43
28RTPWS45R23L	24	34NRTPWS45R23L	35	38MPVR76R55M	43
		34NRTPWS48BB03M	34	38MPVR89BB15M	42

38MPVR89BB23M	43
38MPVR89BB25M	43
38MPVR89BB55M	43
38MPVR89R15M	42
38MPVR89R23M	43
38MPVR89R25M	43
38MPVR89R53M	43
38MPVR89R55M	43
38MPVS102BB23M	43
38MPVS102BB25M	43
38MPVS102R15M	42
38MPVS102R23M	43
38MPVS102R25M	43
38MPVS102R55M	43
38MPVS102SA85H	44
38MPVS64BB15M	42
38MPVS64BB23M	43
38MPVS64BB53M	43
38MPVS64BB55M	43
38MPVS64R15M	42
38MPVS64R23M	43
38MPVS64R53M	43
38MPVS64R55M	43
38MPVS70BB15M	42
38MPVS70BB23M	43
38MPVS70BB53M	43
38MPVS70BB55M	43
38MPVS70R15M	42
38MPVS70R23M	43
38MPVS70R53M	43
38MPVS70R55M	43
38MPVS76BB15M	42
38MPVS76BB23M	43
38MPVS76BB53M	43
38MPVS76BB55M	43
38MPVS76R15M	42
38MPVS76R23M	43
38MPVS76R53M	43
38MPVS76R55M	43
38MPVS89BB15M	42
38MPVS89BB23M	43
38MPVS89BB25M	43
38MPVS89BB55M	43
38MPVS89R15M	42
38MPVS89R23M	43
38MPVS89R25M	43
38MPVS89R53M	43
38MPVS89R55M	43
38MPWS64SA83H	44
38MPWS70SA83H	44
38MPWS76SA83H	44
38MPWS76SA85H	44
38MPWS89SA85H	44
38MX64S	44
38MX76S2	44
38MX89S	44
4	
45MPVR102BB23M	47
45MPVR102BB25M	47
45MPVR102R15M	46
45MPVR102R23M	47
45MPVR102R25M	47

45MPVR102R55M	47
45MPVR115BB23M	47
45MPVR115R15M	46
45MPVR115R23M	47
45MPVR115R55M	47
45MPVR70BB15M	46
45MPVR70BB23M	47
45MPVR70BB53M	47
45MPVR70BB55M	47
45MPVR70R15M	46
45MPVR70R23M	47
45MPVR70R53M	47
45MPVR70R55M	47
45MPVR76BB15M	46
45MPVR76BB23M	47
45MPVR76BB53M	47
45MPVR76BB55M	47
45MPVR76R15M	46
45MPVR76R23M	47
45MPVR76R53M	47
45MPVR76R55M	47
45MPVR83BB15M	46
45MPVR83BB23M	47
45MPVR83BB55M	47
45MPVR83R15M	46
45MPVR83R23M	47
45MPVR83R53M	47
45MPVR83R55M	47
45MPVR89BB15M	46
45MPVR89BB23M	47
45MPVR89BB25M	47
45MPVR89BB55M	47
45MPVR89R15M	46
45MPVR89R23M	47
45MPVR89R25M	47
45MPVR89R53M	47
45MPVR89R55M	47
45MPVS102BB23M	47
45MPVS102BB25M	47
45MPVS102R15M	46
45MPVS102R23M	47
45MPVS102R25M	47
45MPVS102R55M	47
45MPVS102SA85H	48
45MPVS115BB23M	47
45MPVS115R15M	46
45MPVS115R23M	47
45MPVS115R55M	47
45MPVS115SA85H	48
45MPVS70BB15M	46
45MPVS70BB23M	47
45MPVS70BB53M	47
45MPVS70BB55M	47
45MPVS70R15M	46
45MPVS70R23M	47
45MPVS70R53M	47
45MPVS70R55M	47
45MPVS76BB15M	46
45MPVS76BB23M	47
45MPVS76BB53M	47
45MPVS76BB55M	47
45MPVS76R15M	46

45MPVS76R23M	47
45MPVS76R53M	47
45MPVS76R55M	47
45MPVS83BB15M	46
45MPVS83BB23M	47
45MPVS83BB55M	47
45MPVS83R15M	46
45MPVS83R23M	47
45MPVS83R53M	47
45MPVS83R55M	47
45MPVS89BB15M	46
45MPVS89BB23M	47
45MPVS89BB25M	47
45MPVS89BB55M	47
45MPVS89R15M	46
45MPVS89R23M	47
45MPVS89R25M	47
45MPVS89R53M	47
45MPVS89R55M	47
45MPWR76SA85H	48
45MPWR89SA85H	48
45MPWS70SA83H	48
45MPWS76SA83H	48
45MPWS76SA85H	48
45MPWS89SA85H	48
45MX76S	48
45MX90S	48
5	
51MPVR102BB23M	51
51MPVR102R15M	50
51MPVR102R23M	51
51MPVR102R25M	51
51MPVR102R55M	51
51MPVR115BB23M	51
51MPVR115R15M	50
51MPVR115R23M	51
51MPVR115R55M	51
51MPVR127R15M	50
51MPVR127R23M	51
51MPVR127R25M	51
51MPVR127R55M	51
51MPVR89BB15M	50
51MPVR89BB23M	51
51MPVR89BB25M	51
51MPVR89BB55M	51
51MPVR89R15M	50
51MPVR89R23M	51
51MPVR89R25M	51
51MPVR89R53M	51
51MPVR89R55M	51
51MPVS102BB23M	51
51MPVS102R15M	50
51MPVS102R23M	51
51MPVS102R25M	51
51MPVS102R55M	51
51MPVS102SA85H	52
51MPVS115BB23M	51
51MPVS115R15M	50
51MPVS115R23M	51
51MPVS115R55M	51
51MPVS115SA85H	52
51MPVS127R15M	50

PART NUMBER INDEX

51MPVS127R23M	51	60GMPVS140R55M	55	EH32R38R32-4920	32
51MPVS127R25M	51	60GMPVS152R23M	54	EH35M38NR34-3100	35
51MPVS127R55M	51	60GMPVS152R5XM	55	EH35M38NR34-3700	35
51MPVS89BB15M	50	60GMPVS92R55M	55	EH35M38NR34-4310	35
51MPVS89BB23M	51	68WDPVG102BB41M	59	EH35M38NR34-4920	35
51MPVS89BB25M	51	68WDPVG102R55M	59	EH35M38NR34-5530	35
51MPVS89BB55M	51	68WDPVG115BB41M	59	EH35M38R32-3100	32
51MPVS89R15M	50	68WDPVG115R55M	59	EH35M38R32-3700	32
51MPVS89R23M	51	68WDPVG127BB41M	59	EH35M38R32-4310	32
51MPVS89R25M	51	68WDPVG127R55M	59	EH35M38R32-4920	32
51MPVS89R53M	51	68WDPVS102BB23M	58	EH35M38R32-5530	32
51MPVS89R55M	51	68WDPVS102BB25M	58	EH35M38R35-3700	39
51MPVS89SA85H	52	68WDPVS102BB41M	59	EH35M38R35-4310	39
51MX102S	52	68WDPVS115BB41M	59	EH35M38R35-4920	39
58WDPVG89BB41M	57	68WDPVS115BB85H	59	EH35M38R35-5530	39
58WDPVG89R41M	57	68WDPVS115R23M	58	EH35R38R32-3100	32
58WDPVR102R25M	56	68WDPVS115R25M	58	EH35R38R32-3700	32
58WDPVR102R55M	57	68WDPVS127BB41M	59	EH35R38R32-4310	32
58WDPVR115R25M	56	68WDPVS127BB85H	59	EH35R38R32-4920	32
58WDPVR115R55M	57	68WDPVS127R23M	58	EH35R38R32-5530	32
58WDPVR127R25M	56	68WDPVS127R25M	58	ER32R32-1830	32
58WDPVR127R55M	57			ER32R32-2440	32
58WDPVR89R25M	56	C		ER32R32-3050	32
58WDPVR89R55M	57	CM38R32	33, 45	ER32R32-3660	32
58WDPVS102BB41M	57	CM38R38	45	ER32R32MF-1525	33
58WDPVS102BB85H	57	CM38Z2	35, 39, 45	ER32R32MF-1830	33
58WDPVS102R15M	56	CM45	49	ER32R32MF-2440	33
58WDPVS102R23M	56	CM45-2	49	ER32R32MF-3050	33
58WDPVS102R25M	56	CM45F	49	ER32R32MF-3660	33
58WDPVS115BB41M	57	CM45M38	45, 49	ER38M38-3050	45
58WDPVS115BB85H	57	CM45R32	49	ER38M38-3660	45
58WDPVS115R23M	56	CM51	53	ER38M38-4270	45
58WDPVS115R25M	56	CM51-2	53	ER38M38-4880	45
58WDPVS127BB41M	57	CM51F	53	ER38M38-5490	45
58WDPVS127BB85H	57	CM51M45	53	ER38M38MF-1220	45
58WDPVS127R23M	56	CR25D	23	ER38M38MF-1525	45
58WDPVS127R25M	56	CR28D	27	ER38M38MF-1830	45
58WDPVS89BB41M	57	CR32D	23, 27, 33	ER38M38MF-3050H	45
58WDPVS89R15M	56	CR32R25	33	ER38M38MF-3660H	45
58WDPVS89R23M	56	CR32R28	27, 33	ER38M38MF-4270H	45
58WDPVS89R25M	56	CR35D	39	ER45M45-3050	49
		CR35R32	39	ER45M45-3660	49
6		CR38D	33	ER45M45-4270	49
60GMPVR102R23M	54	CR38R32	33	ER45M45-4880	49
60GMPVR102R55M	55	E		ER45M45MF-1220	49
60GMPVR115R23M	54	EH25R32R25-2175	23	ER45M45MF-1525	49
60GMPVR115R55M	55	EH25R32R25-2475	23	ER45M45MF-1830	49
60GMPVR127R23M	54	EH25R32R25-2600	23	ER45M45MF-3050H	49
60GMPVR127R55M	55	EH25R32R25-2800	23	ER45M45MF-3660H	49
60GMPVR140R23M	54	EH25R32R25-3100	23	ER45M45MF-4270H	49
60GMPVR140R53M	55	EH28R32R28-2440	26	ER45M45MF-6100H	49
60GMPVR140R55M	55	EH28R32R28-2800	26	ER51M51-3660	53
60GMPVR152R23M	54	EH28R32R28-3100	26	ER51M51-4880	53
60GMPVR152R5XM	55	EH28R32R28-3400	26	ER51M51-6100	53
60GMPVR92R55M	55	EH28R32R28-3700	26	ER51M51MF-1525	53
60GMPVS102R23M	54	EH28R32R28-4310	26	ER51M51MF-1830	53
60GMPVS102R55M	55	EH32M38R32-3100	32	ER51M51MF-3660F	53
60GMPVS115R23M	54	EH32M38R32-3700	32	ER51M51MF-3660H	53
60GMPVS115R55M	55	EH32M38R32-4310	32	ER51M51MF-4270F	53
60GMPVS127R23M	54	EH32M38R32-4920	32	ER51M51MF-4270H	53
60GMPVS127R55M	55	EH32R38R32-3100	32	ER51M51MF-6100H	53
60GMPVS140R23M	54	EH32R38R32-3700	32	ER60GM60MF-3660F	55
60GMPVS140R53M	55	EH32R38R32-4310	32		

ER60GM60MF-4270F	55
ER60GM60MF-5490F	55
ER60GM60MF-6100F	55
F	
FTM-58WD-GR78	59
FTM-68WD-GR88-2	59
S	
S03M51AA	71
S06M38AB	70
S09M51AA	71
S100R25FSFB	62
S100R28FSFB	62
S100R28SFA	62
S100R32CSFA	62
S109R32FSFA	70
S109R32FSFAG	77
S110M38SFAG	66
S110R38SFAG	66
S116M38SFAG	66
S116M38SFBG	66
S116M45SFAG	66
S116M45SFBG	66
S116R32SFAG	66
S117M38SFAG	67
S117M38SFBG	67
S117M45SFAG	67
S117M45SFBG	67
S117M51SFAG	67
S117M51SFDG	67
S123M45SFAG	67
S123M51SFAG	67
S123M51SFBG	67
S126M45SFAG	67
S126M51SFAG	67
S127M45SFAG	71
S127M51SFAG	71
S128M51SFAG	71
S12M38SFAGH-FS	74
S12M38SFBGH-FS	74
S12M38SFDGH-FS	74
S12M38ZSFBGH-FS	74
S12M38ZSFDGH-FS	74
S12M45SFBGH-FS	74
S12R32SFAGH-FS	74
S12R32SFBGH-FS	74
S12R32ZSFBGH-FS	74
S12R38SFAGH-FS	74
S12R38SFBGH-FS	74
S12R38SFDGH-FS	74
S12R38ZSFDGH-FS	74
S13M45SFAG	75
S13M51SFBG	75
S142M38SFAG	66
S142M38SFBG	66
S142M45SFAG	66
S142M45SFBG	66
S150R32FSFAG	73
S155M38SFAG	74
S155R38SFAG	74
S166M38SFAG	66
S166R38SFAG	66
S173M38SFC	67

S173M45SFC	67
S173M51SFC	67
S17M45SFAG	75
S190M38AA	62
S196M38SFAG	75
S196M45SFAG	75
S196M51SFAG	75
S198M45AA	71
S198M51AB	71
S209M38SFAG	72
S209M45SFAG	72
S215M51SFA	75
S221M45SFAG	68
S221M45SFBG	68
S221M51SFAG	68
S221M51SFBG	68
S222M45SFAG	68
S222M45SFBG	68
S222M51SFAG	68
S222M51SFBG	68
S237M38SFAG	67
S237M38SFBG	67
S237M45SFAG	67
S237M45SFBG	67
S238M45SFAG	68
S238M51SFAG	68
S240M45SFAG	75
S244M38SFAG	66
S244R38SFAG	66
S245M38SFAG	67
S245M38SFBG	67
S245M45SFAG	67
S245M45SFBG	67
S258WD58SFAG	76
S258WD68SFAG	76
S25M38AA	71
S25M45AA	71
S267M51SFAGZ	69
S268M38SFAGH-FS	73
S268M38SFBGH-FS	73
S268M45SFBGH-FS	73
S268R32SFAGH-FS	73
S268R32SFBGH-FS	73
S268R38SFAGH-FS	73
S283GM60SFCP	76
S283M45SFBG	76
S283M51SFBG	76
S283WD58SFAG	76
S283WD68SFAG	76
S284WD58SFAG	65
S284WD68SFAG	65
S285R32FSFA	63
S285R38FSFA	63
S292R32SFAG	73
S293M38SFA	64
S293M45SFA	64
S293M51SFA	64
S298GM60SFAG	76
S298M51SFAG	76
S299M51SFAG	65
S301M38SFAG	64
S301M45SFAG	64

S301M51SFAG	64
S312GM60SFA	65
S312M45SFA	65
S312M51SFA	65
S316M38SFA	64
S329M51SFAG-FS	72
S32M38BD	62, 72
S32R32CBC	62, 72
S32R38DBD	62, 72
S330M38SFAGH-FS	73
S330M45SFAGH-FS	73
S332WD58SFAG	76
S332WD68SFAG	76
S334M51SFA	65
S343M51SFAG	65
S348M38SFAGH-FS	73
S348M45SFAGH-FS	73
S356M45SFAG	69
S356M51SFAG	69
S360M38SFAP	64
S360M45SFAP	64
S360M51SFAP	64
S364M38SFAG	69
S364M45SFAG	69
S370M51SFAG-FS	65
S382R32SFAGH	63
S382R32SFBGH	63
S383M45SFAG	72
S386M38SFAP	65
S386M45SFAP	65
S393M51SFAG	77
S39M38SFDG	74
S39R38SFDG	74
S401M38SFAG	68
S411M38SFAGH-FS	64
S411R38SFAGH-FS	64
S427R32FSFAG-FS	73
S433GM60SFAG	68
S462R32FSFAG	63
S48M38SFAGH-FS	64
S48M38SFBGH-FS	64
S48R32SFAGH-FS	64
S48R32SFBGH-FS	64
S48R38SFAGH-FS	64
S48R38SFBGH-FS	64
S50M38AB	68
S50M45AB	68
S50M45AD	68
S50R38AB	68
S51M38AB	68, 69, 70
S51M38AG	68, 69, 70
S51M45AB	69, 70
S51R32AB	69, 70
S51R38AB	69, 70
S57M38AB	77
S58M38AD	62, 70
S58M45AE	62
S58R38AB	62
S60M45SFB	75
S62M38AA	66
S62M45AA	66
S63M38AB	70

PART NUMBER INDEX

S63M38AC	70
S63M45AB	70
S63M45AC	70
S64M38AA	62
S64R32CAA	62
S70M38SFAG	72
S70M45SFAG	72
S73M38SFAG	72
S73M38SFBG	72
S73R32SFBG	72
S73R38DSFBG	72
S75M38AA	69
S75M45AA	69
S77M38SFDG	72
S77R32SFDG	72
S77R38SFDG	72
S80M38SFB	63, 77
S80M38SFC	63
S80M38SFEGZ	63
S80M38ZSFEGZ	63
S80M45SFEGZ	63
S80R32CSFCG	63
S80R32SFB	63, 77
S80R32SFEGZ	63
S80R32ZSFEGZ	63
S80R38SFB	63, 77
S80R38SFEGZ	63
S80R38ZSFEGZ	63
S84M38AA	70
S87M38SFDG	63
S87R32SFDG	63
T	
T22P30FBB065Z	18
T22P31FBB065Z	18
T22P32CBB065Z	19
T22P32CBB084	19
T22P32DBB065	19
T22P32FBB065Z	18
T22P32GBB065Z	19
T22P33CBB065	19
T22P33CBB084	19
T22P33DBB065Z	19
T22P33EBB065Z	18
T22P33FBB065Z	18
T22P33GBB065Z	19
T22P34DBB065Z	19
T22P34FBB065Z	18
T22P35CBB065Z	19
T22P35CBB08Z	19
T22P35DBB065Z1	19
T22P35EBB065	18
T22P35GBB065Z2	19
T22P36DBB065Z1	19
T22P36FBB065Z	18
T22P36GBB065Z2	19
T22P38CBB065	19
T22P38DBB065Z1	19
T22P38FBB065Z	18
T22P38GBB065Z2	19
T22P40DBB065Z	19
T22P40EBB065	18
T22P40FBB065Z	18

T22P40GBB065Z1	19
T22P41CBB065Z	19
T22P41DBB065Z	19
T22P41GBB065Z3	19
T22P42GBB065Z	19
T22P43EBB065	18
T25P38BBB065Z	20
T25P40BBB065Z	20
T25P41BBB065Z	20
T25P41FBB065Z	20
T25P43BBB06Z	20
T25P43FBB065Z	20
W	
WI32RTPJ102R-30R	31
WI32RTPJ76R-30R	31
WI32RTPJ89R-30R	31
WI34NRTPJ102R-30R	35
WI34NRTPJ76R-30R	35
WI34NRTPJ89R-30R	35
WI35RTPJ102R-30R	38
WI35RTPJ76R-30R	38
WI35RTPJ89R-30R	38
WI38MP127R-60	44
WI38MP152R-110Z2	44
WI38MP152R-60	44
WI45MP127BB-70	48
WI45MP152BB-65Z	48
WI51MPJ152R-D	52
WI58WDP117R-75R	57
WI58WDP127BB-80	57
WI58WDP152BB-80	57
WI58WDP170R-110R	57
WI58WDP203BB-140	57
WI68WDP152BB-90	59
WI68WDP203BB-140	59
WI68WDP252BB-140	59
WR25THI26B	23
WR28THI26B	26
WR32THI26B	30
WR32TKI40B	31
WR35TKI40B	38
WTHP64R11	23, 26, 30
WTHP76R11	23, 26, 30
WTHP89R15	23, 26, 30
WTKP102R16	31, 38
WTKP127R16	31, 38
WTKP89R15	31, 38



IDENTIFY SAFETY HAZARDS

Carefully read and follow the below safety warnings and instructions prior to engaging in work with equipment.

- It is prohibited to use tool for other purpose.
- Tool must be firmly connected and used properly.
- During use, there is a likelihood of tool failure, take appropriate safety measures.
- Heavy object, take appropriate precautions when handling.
- This product contains or produces chemicals known to the State of California to cause cancer, such as cobalt (7440-4-84).

(Proposition 65, California Health and safety Code Section 25249.5et seq.)

- Grinding cutting etc. of carbide insert of rock bits can be potentially hazardous.

Use adequate ventilation. Refer to the applicable material safety data sheet.

<https://www.ryotec.co.jp/en/company/environment.html>


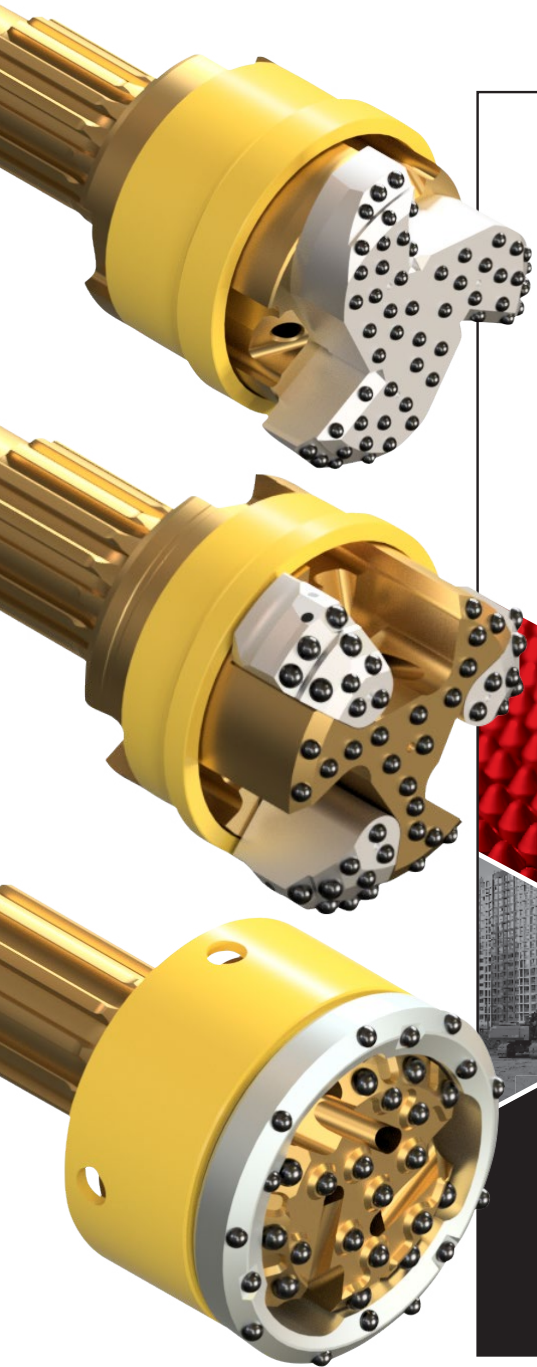
**FOR DTH TOOLS
AND OTHER TOOLS,
PLEASE SCAN THE
QR CODE HERE.**



MMC RYOTEC Corporation
A Group Company of  MITSUBISHI MATERIALS

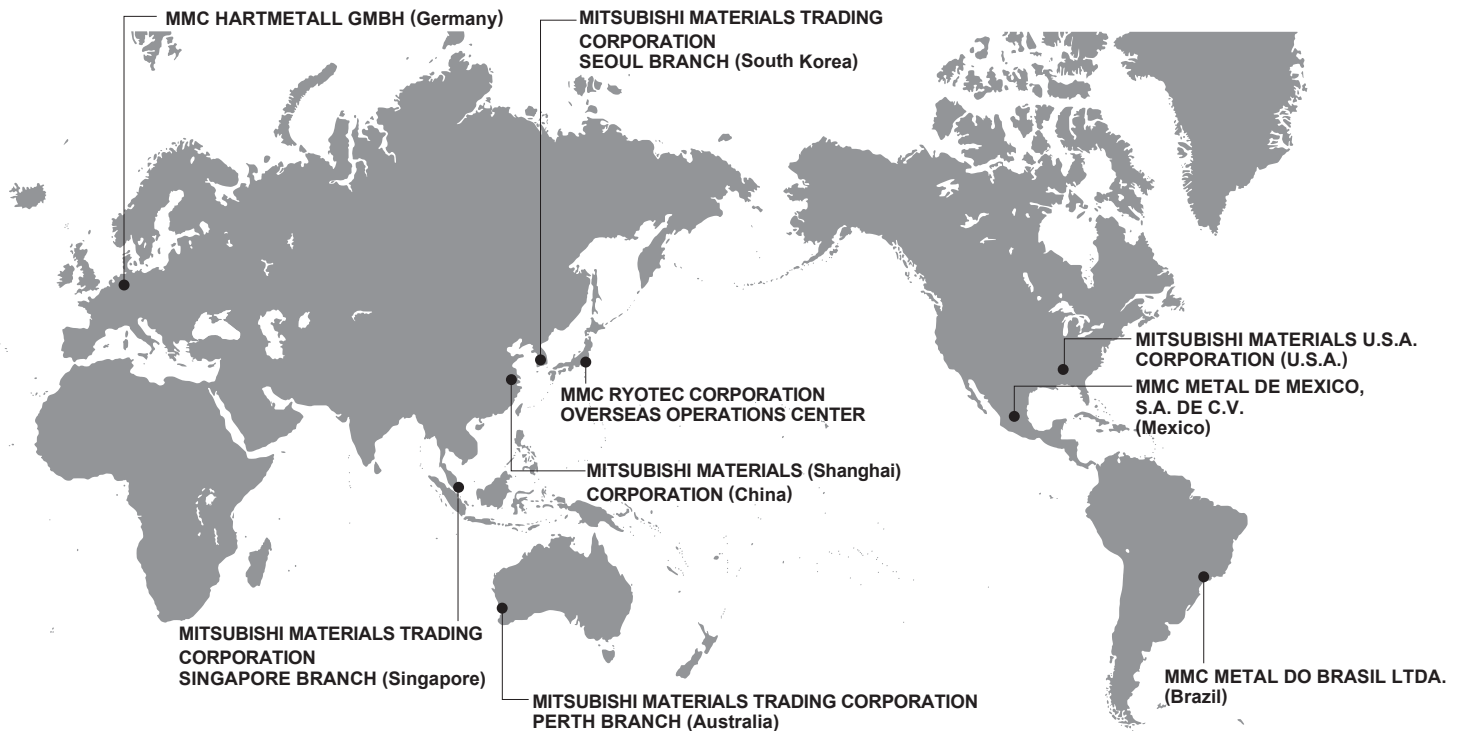
DTH HAMMER TOOLS

ADVANCED MANUFACTURING METHODS FOR CONSISTENTLY HIGHER QUALITY



DIA  EDGE

MEMO



MMC RYOTEC Corporation

A Group Company of  MITSUBISHI MATERIALS

JAPAN / ROCK TOOLS

MMC RYOTEC CORPORATION
TOKYO OFFICE [Overseas Operations Center]
 KFC Bldg. 7F, 1-6-1 Yokoami, Sumida-ku, Tokyo 130-0015
 TEL +81-3-5819-8723
 E-Mail: rocktool@mmc.co.jp



<https://www.ryotec.co.jp/en/>

Subsidiaries of MITSUBISHI MATERIALS CORPORATION

U.S.A.	MITSUBISHI MATERIALS U.S.A. CORPORATION 105 Corporate Center Dr. Suite A, Mooresville, NC 28117, U.S.A. TEL +1-980-312-3150 FAX +1-704-746-9595 E-Mail: mmusclt@mmus.com	Australia	MITSUBISHI MATERIALS TRADING CORPORATION PERTH BRANCH 180 Daly Street, Belmont, WA 6104, Australia TEL +61-8-6185-1025 E-Mail: ml-sales@mmtc.co.jp Website: http://www.mmtc.co.jp/au/
Canada	MITSUBISHI MATERIALS U.S.A. CORPORATION Units 15 & 16 Mississauga, Ontario, Canada L5L 5Y7 TEL +1-905-814-0240 FAX +1-905-814-0245 E-Mail: mmusclt@mmus.com	South Korea	MITSUBISHI MATERIALS TRADING CORPORATION SEOUL BRANCH #2227, Gwanghwamun Officia Bldg, 92, Semoonan-ro, Jongro-gu, Seoul, Korea TEL +82-2-3474-2331 FAX +82-2-733-2331 E-Mail: mb-rocktool@mmtc.co.jp Website: https://www.mmtc.co.jp/en/
Germany	MMC HARTMETALL GMBH Comeniusstr. 2, 40670 Meerbusch, Germany TEL +49-2159-9189-32 FAX +49-2159-9189-30079 E-Mail: rocktools@mmchg.de	Singapore	MITSUBISHI MATERIALS TRADING CORPORATION SINGAPORE BRANCH 10 Anson Road, #32-09 International Plaza, Singapore 079903 TEL +65-6221-7233 FAX +65-6325-4220 E-Mail: mb-rocktool@mmtc.co.jp Website: https://www.mmtc.co.jp/en/
Brazil	MMC METAL DO BRASIL LTDA. Rua Cincinato Braga, 340 13º andar, Bela Vista- CEP 01333-010 São Paulo-SP., BRASIL TEL +55-11-3262-5095 FAX +55-11-3285-4906 E-Mail: mmb@mmbr.com.br	China	MITSUBISHI MATERIALS (SHANGHAI) CORPORATION 2101 Tower 1, Raffles City, 1133 Changning Road Changning District, Shanghai, 200051, China TEL :+86-(0)21-6289-6333 FAX :+86-(0)21-6289-6899 Inquiry form : http://www.mmc.sh.cn/contact-us/
Mexico	MMC METAL DE MEXICO S.A. DE C.V. Av. La Canada No.16 Parque Industrial Bernardo Quintana El marques, Queretaro. TEL +52-442-221-6136 +52-442-221-6137 FAX +52-442-221-6134 E-Mail: gonzalez@mmcmex.com		